

Islamic Republic of Afghanistan, Ministry of Public Health

Performance Management Office

SEHATMANDI PROJECT QUARTERLY PERFORMANCE REVIEW REPORT JANUARY – MARCH 2019

INTRODUCTION:

Sehatmandi is the mainstream service delivery project in the ministry of public health, which provides health services in 34 Provinces of the country. The project looks to build on the considerable success of contracting health services in Afghanistan. The Project started delivery in January 2019 and will run until December 2021. The Sehatmandi Service Providers have new contracts and new payment terms. They will be managed by a new Performance Management Office (PMO) in the Ministry of Public Health.

How performance is measured?

The performance of Sehatmandi is measured in three ways:

1. On the delivery of **Services measured by 11 key indicators** (listed below as Pay for Performance indicators). The performance is reported by the service providers quarterly and verified by the third party monitor semiannually.
2. On maintenance of a set of **Minimum Standards**; which is defined by the MoPH and is part of the contract with the service providers. The minimum standards are verified by the third party monitor semiannually.
3. On evidence of **Quality of Care**, measured by 30 indicators through regular supervision and monitoring of MoPH technical departments from national and provincial level.

The performance of service providers will be reviewed each quarter and the result will be published through MoPH website to the public. This report is the first review of performance conducted by the Performance Management Office in collaboration with the Provincial Public health Directors and MoPH technical departments including Evaluation and Health Information System General Directorate.

Methodology for this quarter report

In this first quarterly report, we relied on the best data available; the data reported by the service providers and the minute of review meetings that conducted with the Service Providers and MoPH team at the provincial levels. The findings on quality of care, minimum standards and verification of data by third party monitor will be incorporated in the next quarterly reports. This issue is considered a limitation of this report, however, the Performance Management Office is committed to improve the quality and contents of the next reports with the help of feedbacks we receive from our partners and audiences. The report contains a general section about overall performance of Sehatmandi in Afghanistan followed by one pager brief for each of 34 provinces.

OVERALL PERFORMANCE OF SEHATMANDI IN AFGHANISTAN

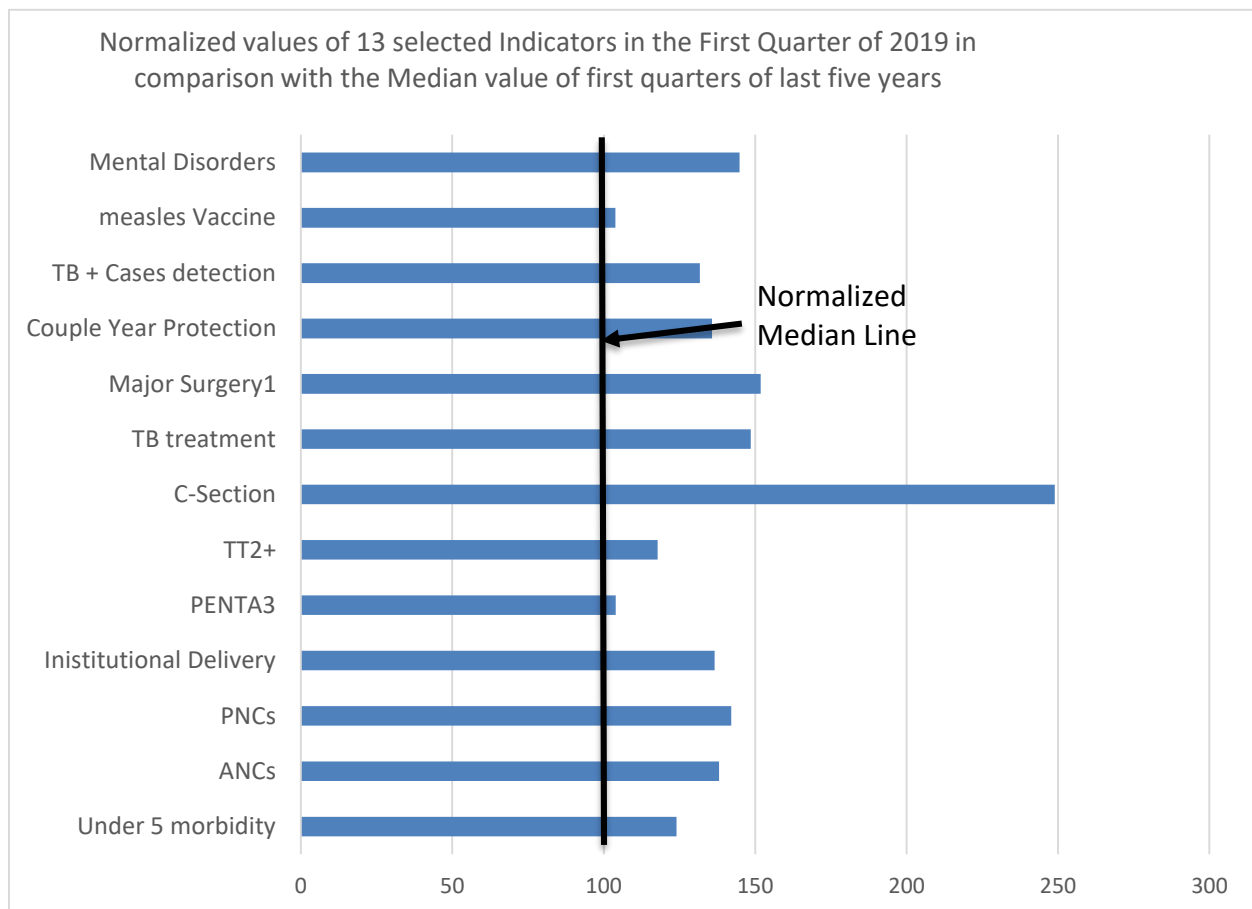
1. There were two main concerns about Sehatmandi Performance during the first quarter of the project. First, the concern on lack of performance due to transition period from SEHAT project to

Sehatmandi. The new contracting method, new procurement approach, and introduction of performance management to the contracts created concerns among involved parties.

Second, there were concerns that Service Providers may focus their attention to the 11 key indicators and some other services may suffer in terms of performance.

Therefore, in the first analysis we compared the performance in the first quarter of 2019 (first quarter of Sehatmandi Project) with the median of first quarter of last five years to see if there is any sign of concern. Additionally, three indicators which are not part of Pay for Performance have been included in the analysis (Measles vaccination, TB case detection, and consultation for Mental Disorders) to see if there is any change.

The findings suggest that there is no decrease in performance comparing with the median of last five years, and there are considerable increase in some indicators such as C-Section at the country level. The findings are illustrated in the below chart. To arrange the findings in a single chart the data are normalized by dividing performance of the first quarter of 2019 by the median number of performance in the first quarter of last five years and multiplied by 100. So the figures above 100 show better performance than the last five years median and those lower than 100 show low performance than the median of last five years.



2. Although the above chart shows a very positive picture of performance in 13 selected indicators in general, but if we further analyze these data for each province, we can see that the immunization indicators (Penta 3, TT2+ and Measles) performance is lower than last five years median in several provinces. The only reason the team could find during the quarterly review, was decreasing number of mobile and outreach vaccination activities during the quarter. However, this finding requires further investigation and will be one of the focus area for the next quarter. On the other indicators, although there are some lagging behind, but overall there is no any pattern indicating any systemic issues to be addressed. More details have been discussed at the provincial one pagers in the following section of the report.

Below table shows indepth analysis of the 13 selected indicators for each province. The data in this table is normalized by dividing the performance of first quarter of 2019 by the median value of first quarters of last five years and multiplied by 100. So any value above 100 show better performance comparing to the median and values below 100 shows underperformance, comparing to the median. The color coding is used to visualize the findings in three main categories; performance below 80 percent of median is codified by red color, performance between 80-100 percent of median is codified as orange and performance above median is codified by green color.

Normalized values of 13 selected Indicators in the First Quarter of 2019 in comparison with the Median value of first quarters of last five years for each province in a color coded table

Provinces	Under 5 morbidity	ANCs	PNCs	Institutional Delivery	PENTA3	TT2+	C-Section	TB treatment	Major Surgery ¹	Couple Year Protection	TB + Cases detection	measles Vaccine	Mental Disorders
Badakhshan	105	105	109	109	91	85	137	109	162	141	96	87	155
Badghis	145	168	142	142	93	96	135	187	160	88	123	91	143
Baghlan	116	146	134	127	99	103	527	111		121	105	96	128
Balkh	114	91	98	104	109	129	235	207		118	149	101	98
Bamyan	104	77	81	104	93	104	155	150		139	125	112	173
Dykundi	112	138	145	132	95	112	259	197	158	103	181	116	233
Farah	141	155	119	116	109	113	128	94	153	105	145	112	94
Faryab	119	129	119	103	94	88	55	104		112	137	88	101
Ghazni	158	139	127	119	89	86	201	130	111	148	91	89	136
Ghor	122	187	196	193	124	154	293	197		91	136	120	177
Helmand	102	237	279	187	148	193	451	198		279	179	128	113
Hirat	102	125	141	141	113	83	342	104		109	122	100	108
Jawzjan	134	122	132	112	108	116	218	123		165	115	96	171
Kabul	101	138	141	150	99	108	445	180		101	173	103	167
Kandahar	168	222	222	316	133	230	943	162		277	149	96	144
Kapisa	124	106	114	139	105	100	154	152	131	118	131	105	208
Khost	128	180	202	202	123	122	265	248	96	213	130	109	149
Kunar	116	165	182	131	90	114	169	108	124	121	108	73	81
Kunduz	148	96	107	115	112	130	177	153		102	101	120	183
Laghman	124	120	124	118	97	108	196	184	114	103	157	225	140
Logar	115	121	113	118	104	109	275	111	198	117	148	92	113
Nangarhar	112	127	118	122	109	131	175	129	139	243	146	108	96
Nimroz	148	129	117	113	107	131	166	139	44	153	104	92	206
Nooristan	140	149	129	153	108	112	100	188		112	156	91	130
Paktika	139	199	235	163	114	114	177	168	179	135	157	106	182
Paktya	103	136	134	112	85	88	185	136	218	76	99	75	180
Panjsher	82	107	126	137	101	121	317	83		137	200	124	80
Parwan	120	101	128	125	91	96	371	134	154	88	105	89	127
Samangan	125	96	122	115	89	110	103	113		163	100	87	126
Sar-e-pul	122	174	175	130	106	106	413	180		125	161	98	128
Takhar	101	96	105	98	94	98	357	82		112	106	99	155
Urozgan	128	147	170	151	131	215	114	205	61	148	109	124	238
Wardak	114	119	132	114	86	106	128	157	380	105	122	90	134
Zabul	185	147	113	134	84	96	95	130		145	112	91	128
National Average	124	138	142	137	104	118	249	149	152	136	132	104	145

1. Major surgery has been calculated only in 18 Provinces with EPHS component.



Less than 80% of median



Between 80-100 % of median



Above median

3. In another analysis, the performance of Service Providers was assessed based on the targets set in the contract. There are three key performance milestones for the 12 P4P indicators: 1) Minimum, which is the 25th percentile of the past five years performance on the indicator based on HMIS; 2) Index, which is the value derived from multiplying the annual rate of change from last household surveys by the achievement of previous year of the indicator on HMIS; and 3) Cap or the maximum performance, is the maximum value for the indicator for which the service provider can be paid, or the ceiling for the payment against the indicator. Although these milestones are set annually in the contract, just for the sake of monitoring the progress those values calculated in a quarter (divided by four) to see if the Service Provider's achievement is a normal trend.

The analysis shows that overall, most indicators in all provinces meet their quarterly minimum level and majority achieved their index, and there are few indicators did not meet the minimum level, which requires further attention and focus of the service providers as well as MoPH technical departments. The performance of all provinces against the 12 P4P indicators is shown in the following color coded table. The colors represent the achievement of province; the red color shows the indicator has not achieved the minimum level for the quarter; the Orange color shows the indicator achieved the minimum, but not reached to the index; and green color shows that the performance is reached or passed the index level. The provinces are ranked based on their achieving targets from highest to the lowest.

Limitation:

As stated above, this report is based on the HMIS reports provided by the Service Providers (SP) and the review meetings that the Performance Management Specialists with the provincial public health officers and the SPs conducted in the provinces. There are a number of limitations to be considered in interpreting this report:

- The data used for analysis is not verified by the third party monitor and it is self-reported data. Although the SPs conducted a verification of the data by their own staff and there are clear disciplinary measures anticipated if the verification of data shows a discrepancy of greater than 20 percent in BPHS and 10 percent in EPHS indicators, the data used here may change after the third party verification.
- The verification of quality of care indicators by MoPH technical departments is not considered as the reporting system and calculation of those indicators were under the process of development.
- The minimum standards verification data was not available as the third party monitors is not on board yet.
- This report is only for one quarter and may not show the real picture of the performance alone, we need to consider this report as part of overall performance review with the upcoming quarterly report and decide better about the level of performance in the semiannual review.

Color coded table of achievements against the minimum and index level set in the contract for the 12 P4P indicators

No	Province	Impementer	Morbidity of <5 Children	ANCs	PNCs	Institutional Delivery	PENTA3	TT2+	TB Treatment	Coups Year Protection	Growth Monitoring	C-Section	Major Surgery
1	Helmand	BRAC	165139	26306	18773	7267	20105	51467	158	9094	67302	158	
2	Kandahar	BARAN/OHPM	183022	35721	15408	7387	14562	52224	147	3667	58740	66	
3	Nangarhar	AADA/HNTPO	335474	67796	49547	17502	33414	112704	333	12520	104179	1012	3433
4	Paktika	OHPM	96706	15865	13485	4539	5860	17060	124	2753	20339	140	596
5	Ghor	CHA	118146	16397	7770	2902	7646	29167	132	2112	38008	44	
6	Hirat	AADA	120762	46606	16732	8091	23058	38967	282	7584	50573	445	
7	Khost	OHPM	111010	16828	11411	5321	9832	24628	213	3699	35110	82	370
8	Nimroz	MRCA	40101	6306	3964	2849	3940	8034	64	1214	8415	141	120
9	Balkh	BDN	125875	47577	22273	8300	15858	71794	239	6068	75971	282	
10	Jawzjan	SAF	70057	19498	11643	4639	6500	25257	91	1461	25801	61	
11	Farah	MRCA	70711	13788	8883	4384	6606	14567	96	2069	25815	154	409
12	Kunar	HNTPO/ORCD	129532	13251	10633	4614	5885	19389	92	1529	23556	120	498
13	Logar	CAF	75636	17980	11304	5096	5736	18888	70	1868	33523	253	406
14	Baghlan	BDN	103875	28804	13476	5959	9793	34578	148	3118	35633	195	
15	Sar-e-Pul	SAF	91745	22192	12841	4027	6411	20809	99	2177	22545	95	
16	Dykundi	MOVE/OCCD	59282	11517	6191	2473	4092	20987	59	2001	22933	101	87
17	Ghazni	AADA	165890	29599	20297	9256	11973	39883	151	3588	44823	274	595
18	Kapisa	SM	69863	15327	9726	3546	4875	14825	79	2953	13009	117	232
19	Laghman	HN-TPO	123164	9365	9668	4941	7156	23319	81	1128	33010	104	293
20	Urozgan	SHDP/OHCD	87188	8671	6663	2866	5312	20690	45	1553	18940	56	121
21	Kabul	SDO/OCED	80904	16342	12370	5411	7160	23078	72	2383	28257	98	
22	Paktya	HEWAD/NAC	96819	13202	10680	5863	5298	10966	152	906	12859	290	497
23	Kunduz	JACK	127207	36646	18125	7661	10536	33314	155	2709	42394	69	
24	Nooristan	AHEAD	37024	3842	2259	748	1548	5356	30	288	7463	3	
25	Zabul	SDO/OCED	56818	6513	3743	1900	2941	7457	30	842	9969	19	
26	Samangan	AHEAD	71045	11479	6299	2781	3756	16301	34	1731	20842	40	
27	Takhar	AHEAD/OCCD	113876	31621	16282	6213	10963	34810	128	1568	41982	100	
28	Badakhshan	AKF/AKHS-A	127926	29847	17782	5949	8813	26230	166	5024	26390	294	554
29	Badghis	MMRCA/RHDO	106968	14189	8510	3304	4973	19332	245	1511	17623	130	213
30	Parwan	SM	82456	15138	7502	4067	5154	12529	91	1996	1501	156	600
31	Faryab	SDO/OCED	140300	31118	14307	5280	11597	30200	118	2103	43649	34	
32	Panjsher	SM	14097	2833	1101	414	1140	5034	5	647	2955	19	
33	Wardak	SCA	72737	10242	7957	4047	4828	21604	47	1512	17954	87	300
34	Bamyan	AKF/AKHS-A	43840	8830	3495	1754	3104	12205	18	1752	3363	45	

 Not meet minimum level

 Meet minimum but not index

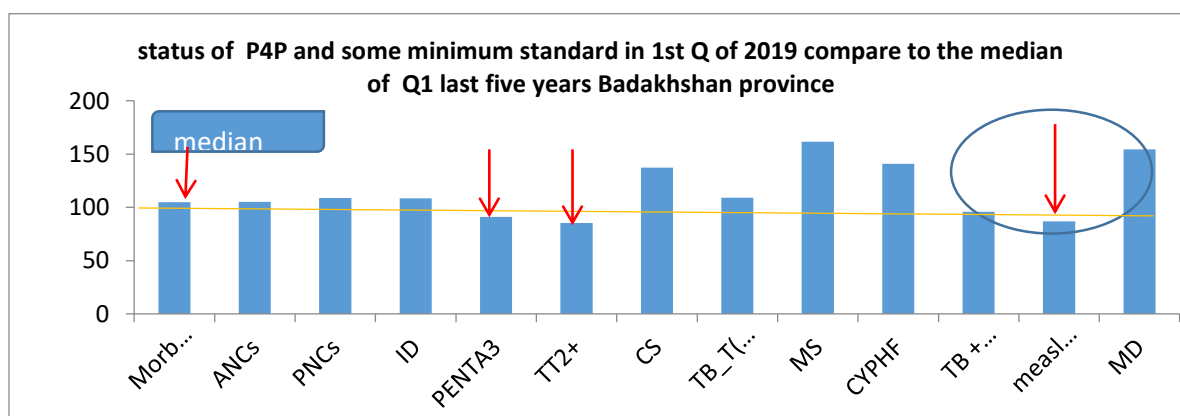
 Meet index

Sehatmandi Project Quarterly Performance Provincial Review Report

Province: Badakhshan		Service Provider: Aga Khan Foundation (AKF)				Performance Period: January-March 2019			
Population	Districts	Total Number of HFs	Provincial Hospital	District Hospital	Comprehensive Health Center	Basic Health Center	Primary Health Center	Other	Health posts
1017499	28	116	1	2	14	32	66	1	484

Pay for Performance (P4P) indicators:

In a comparison of first quarter of 2019 with the first quarters of last five years' median, the achievements in 11 P4P indicators and 3 non-P4P (Measles, TB case detection and Mental Disorders) seems to be better except for the immunization related indicators (Penta 3, TT2+ and Measles). Disruption of outreach vaccination activities, which requires further investigation.



Achievement of 11 Pay for Performance indicators versus the Target

As per HMIS reports for this quarter, Badakhshan Province two P4P indicator (Penta 3 and TT2+) has not achieved the minimum level (25 percentile of last five years); five indicators (ANC, Institutional Delivery, Couple Years Protection, Growth Monitoring and C-Section) have not achieved the project index level (target); one indicator (Under five morbidity) achieved the target; and three indicators (PNC, TB treatment and Major Surgeries) crossed the maximum level for this quarter.

As indicated above, immunization indicators have not met minimum level due to disruption in the outreach and mobile vaccination services, which require serious follow up and attention of the Service Provider as well as National EPI team.

Morbidity of <5 Children	ANCs	PNCs	Institutional Delivery	PENTA3	TT2+	TB Treatment	CYP	GMP	C-Section	Major Surgery
127926	29847	17782	5949	8813	26230	166	5024	26390	294	554

Performance is less than Min level or <25P

Performance is between Min & Index

Performance is between Index & Cap

Performance is more than Cap

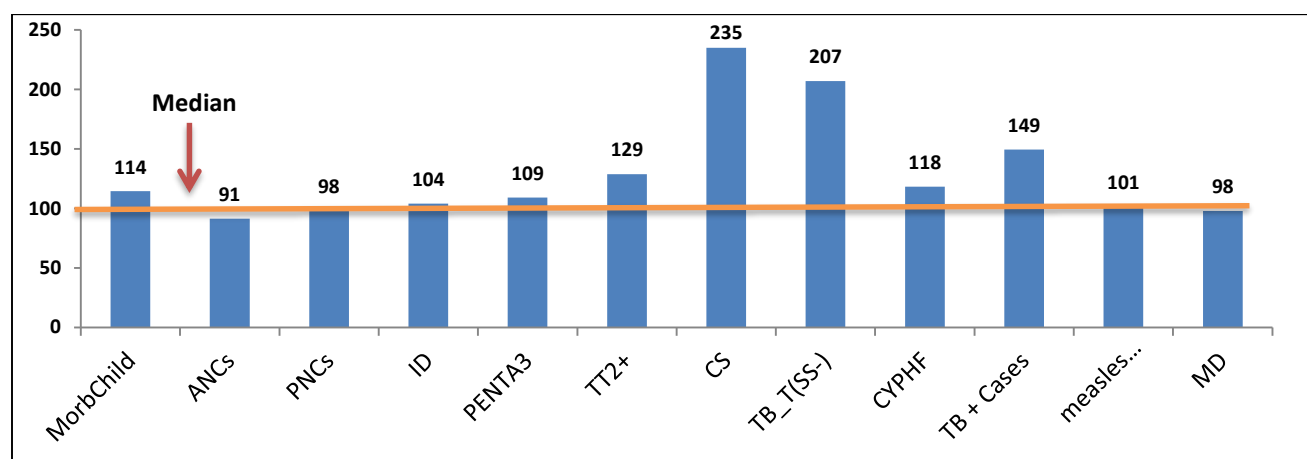
Sehatmandi Project Quarterly Performance Review Report

Province: Balkh Service Provider: Bakhtar Development Network (BDN),implementing BPHS Performance Period: January-March 2019								
Population	Districts	Total Number of HFs	District Hospital	Comprehensive Health Center	Basic Health Center	Primary Health Center	Other	Health posts
1442847	15	119	5	14	45	51	1	900

Pay for Performance (P4P) indicators:

In a comparison of first quarter of 2019 with the first quarters of last five years' median, the achievements in 11 P4P indicators and 3 non-P4P (Measles, TB case detection and Mental Disorders) seems to be better except for tow MCH related indicators (ANCs, PNCs) and in None-Sehatmandi indicators(TB+cases , Measles Vaccine and Mental disorder)only MD, is a bit lower than the medial of last five years . the below graph shows that overall performance is good Sehatmandi project.

Status of performance indicators in 1st QRT 2019 compare to median of Q1 last five year- Balkh Province



Achievement of 11 Pay for Performance indicators versus the Target:

As per HMIS reports for this quarter of Balkh Province, four P4P indicators (ANC, PNC, ID and CYP) have not achieved the index level ,five indicators (Under five morbidity, Penta3, TT+, TB treatment and C-Section) crossed the maximum level , one indicator (GMP) achieved the target.

Morbidity of <5 Children	ANCs	PNCs	Institutional Delivery	PENTA3	TT2+	TB Treatment	CYP	GMP	C-Section
125875	47577	22273	8300	15858	71794	239	6068	75971	282

Performance is less than Min level or <25P
 Performance is between Min & Index

Performance is between Index & Cap
 Performance is more than Cap

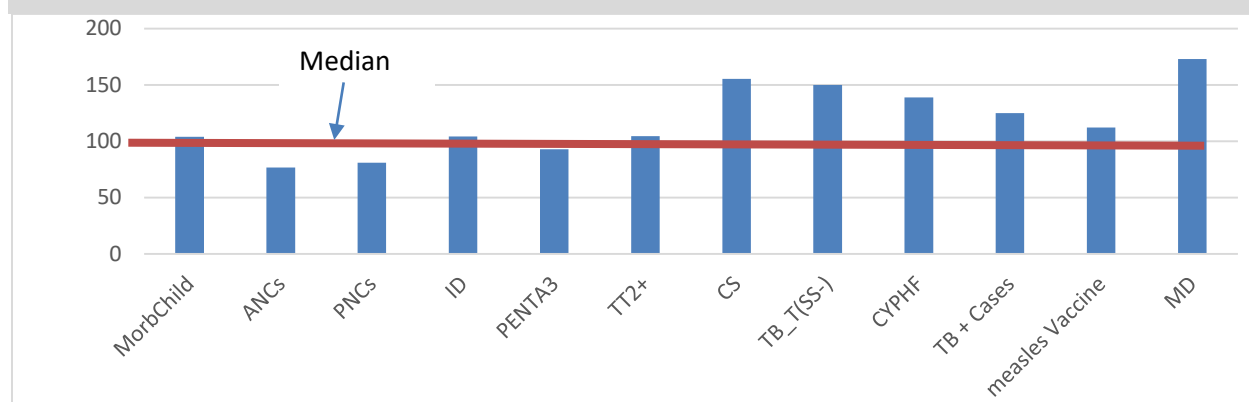
Sehatmandi Project Quarterly Performance Review Report

Province: Bamyan		Service Provider: Aga Khan Foundation (AKF)			Performance Period: January-March 2019			
Population	Districts	Total Number of HFs	District Hospital	Comprehensive Health Center	Comprehensive Health Center plus	Basic Health Center	Primary Health Center	Health posts
462144		74	3	9	1	21	39	539

Pay for Performance (P4P) indicators:

In a comparison of first quarter of 2019 with the first quarters of last five years' median, the achievements in 11 P4P indicators and two non-P4P (Measles, and Mental Disorders) is better, except for the Penta 3, antenatal and postnatal care. The existence of total 40 parallel HFs (off budget, health facilities) and late signing contract with the health facility's staff (delayed till 15 march, 2019); because, staff did not accept linking salary to their performance.

Status of performance indicators in 2019 compare to median of the 5 last year



Achievement of 11 Pay for Performance indicators versus the Target

According to HMIS report for this quarter, four P4P indicators (Penta 3 and antenatal, postnatal care and growth monitoring) have not been met the minimum level (25 percentile of the last five years); four indicators (child morbidity, Institutional Delivery, TT plus and TB treatment success) have not reached to the index level (target); just one indicator (Under five morbidity) crossed the maximum level in this quarter.

As indicated above, achievement against Penta 3, antenatal and postnatal care indicators are lower than the minimum level of the target. Late signing contract with the health facility's staff (delayed till 15 march, 2019; due to staff did not accept linking the salary to their performance). And also existence of off budget health facilities in the catchment area play a big role in the subject matter.

Morb<5 Children	ANCs	PNCs	Institutional Delivery	PENTA3	TT2+	TB Treatment	CYP	GMP
43840	8830	3495	1754	3104	12205	18	1752	3363

Performance is less than Min level or <25P
 Performance is between Min & Index

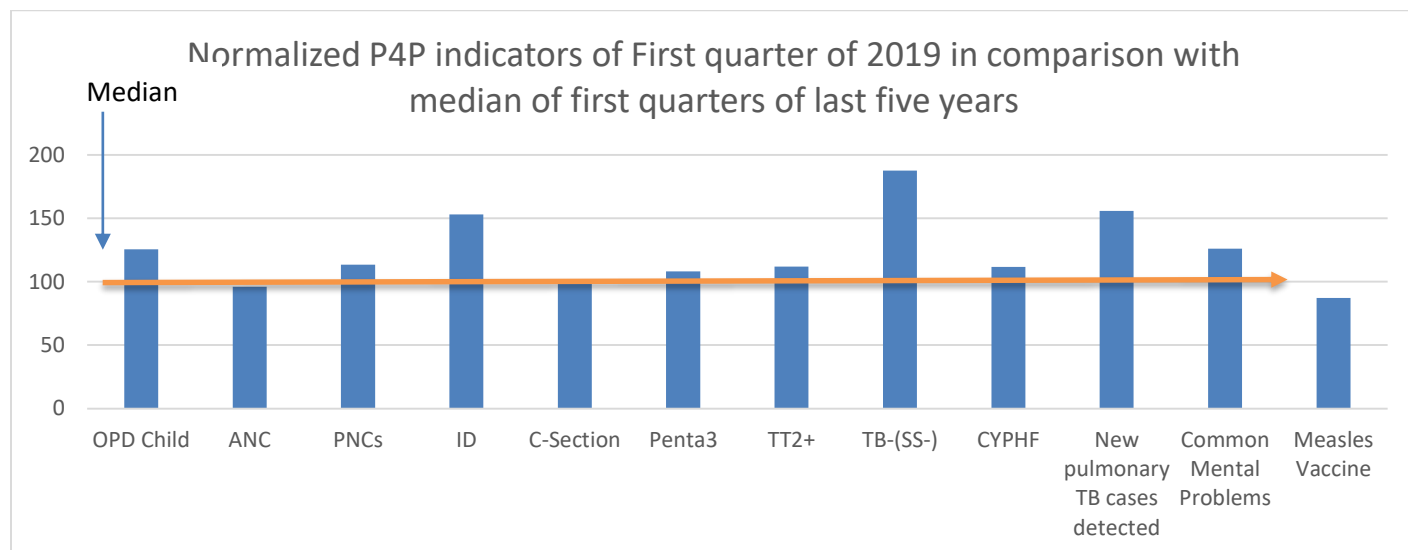
Performance is between Index & Cap
 Performance is more than Cap

Sehatmandi Project Quarterly Performance Review Report

	Province: Samangan		Service Provider: (Ahead)		Performance Period: January-March 2019			
Population	Districts	Total Number of HFs	District Hospital	Comprehensive Health Center	Basic Health Center	Prison Health Centre/other	Primary Health Center	Health posts
426,03	7	44	3	4	14	2	21	185

Pay for Performance (P4P) indicators:

In a comparison of first quarter of 2019 with the first quarters of last five years' median in Samangan, except two indicators ANC and Measle Vaccine), the achievements in all 10 P4P indicators and 3 non-P4P (Measles, TB case detection and Mental Disorders) seems to be better which indicates that despite P4P indicators the team considered non P4P indicators as their focused areas as well.



Achievement of 11 Pay for Performance indicators versus the Target

As per HMIS reports for this quarter, Samangan Province all P4P indicators have achieved the minimum level (25 percentile of last five years); while only one indicators (Mobitiy of < 5 children) reach to crossed the Max level and one indicator (GMP) ahcieved the Index.

Province	Implementer	Morbidity of <5 Children	ANC	PNC	Institutional Delivery	PENTA 3	TT2+	TB Treatment	CYP	GMP	C-Section
Samangan	AHEAD	71045	11479	6299	2781	3756	16301	34	1731	20842	40

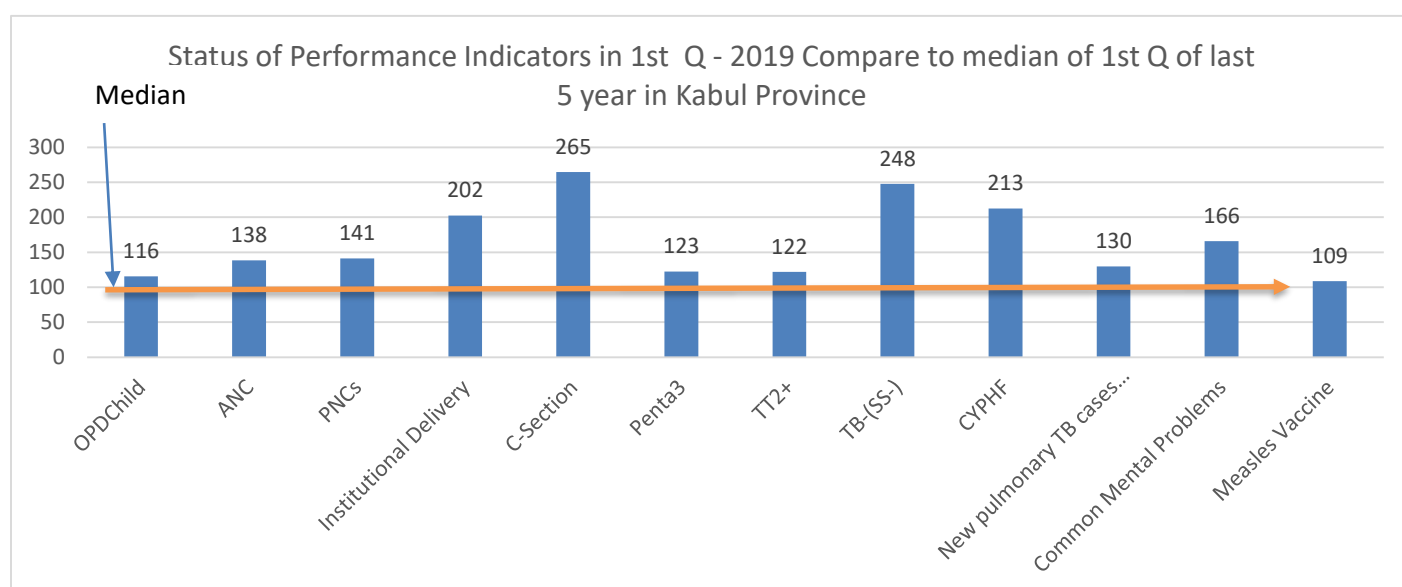
	Performance is less than Min level or <25P		Performance is between Index & Cap
	Performance is between Min & Index		Performance is more than Cap

Sehatmandi Project Quarterly Performance Review Report

Province: Kabul		Service Provider: SDO		Performance Period: January-March 2019			
Population	Districts	Total Number of HFs	District Hospital	Comprehensive Health Center	Basic Health Center	Primary Health Center	Health posts
748,507	14	47	4	10	24	9	486

Pay for Performance (P4P) indicators:

In a comparison of first quarter of 2019 with the first quarters of last five years' median, the achievements in all 10 P4P indicators and 3 non-P4P (Measles, TB case detection and Mental Disorders) seems to be better which indicates that despite P4P indicators the team considered non P4P indicators as their focused areas as well.



Achievement of 11 Pay for Performance indicators versus the Target

As per HMIS reports for this quarter, Kabul Province all P4P indicators have achieved the minimum level (25 percentile of last five years); except one indicator (PENTA 3), five indicators (ANC, PNC, Institutional Delivery, C-Section and TB treatment) have crossed the Cap, while four indicators(Morbidity of < 5 children, TT2+, CYP and GMP) achieved the minimum level and need more consideration and focus.

Province	Implementer	Morbidity of <5 Children	ANC	PNC	Institutional Delivery	PENTA3	TT2+	TB Treatment	CYP	GMP	C-Section
Kabul	SDO/OCED	80904	16342	12370	5411	7160	23078	72	2383	28257	98



Performance is less than Min level or <25P
Performance is between Min & Index



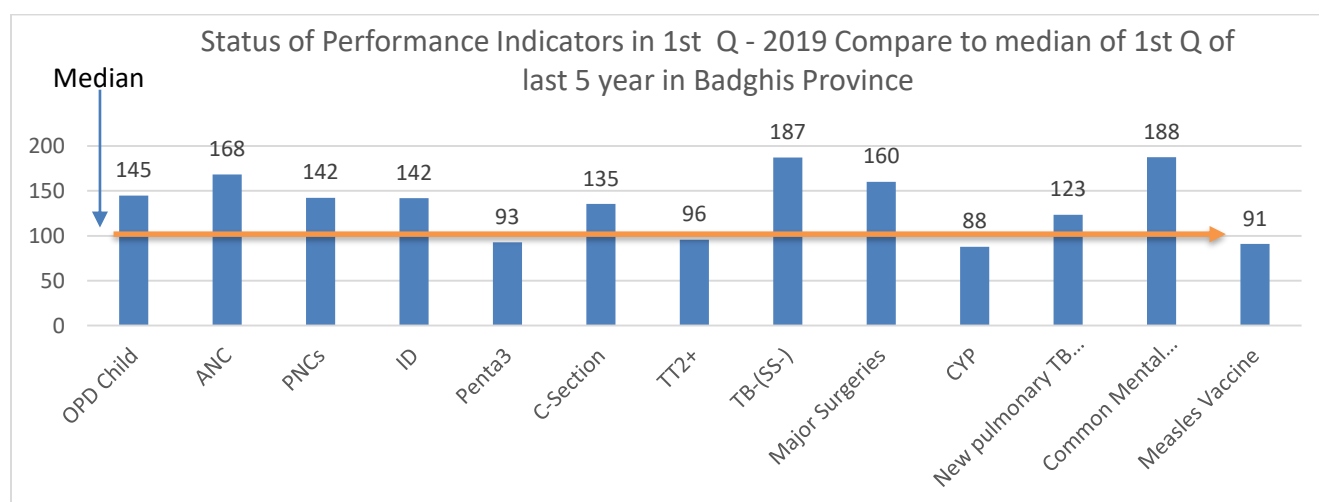
Performance is between Index & Cap
Performance is more than Cap

Sehatmandi Project Quarterly Performance Review Report

Province: Badghis Service Provider: MMRCOA Performance Period: January-March 2019									
Population	Districts	Total Number of HFs	Provincial Hospital	District Hospital	Comprehensive Health Center	Basic Health Center	Primary Health Center	Other	Health posts
544,950	7	47	1	1	4	19	20	2	311

Pay for Performance (P4P) indicators:

In a comparison of first quarter of 2019 with the first quarters of last five years' median, the achievements in all 10 P4P indicators and 3 non-P4P (Measles, TB case detection and Mental Disorders) seems to be better which indicates that despite P4P indicators the team considered non P4P indicators as their focused areas as well. The three indicators related to Vaccination (PENTA 3, TT2+ and Measle vaccine) is below the median of last five years.



Achievement of 10 Pay for Performance indicators versus the Target

As per HMIS reports for this quarter, Badghis Province all P4P indicators have achieved the minimum level (25 percentile of last five years); except two indicators (PENTA 3 and CYP). Three indicators major Surgery, TB Treatment and PNC) crossed the Cap and only one indicator (Morbidity of <5 children) achieved Index.

Province	Implementer	Morbidity of <5 Children	ANC	PNC	Institutional Delivery	PENTA 3	TT2+	TB Treatment	CYP	GMP	C-Section	Major Surgery
Badghis	MMRCA/RHD O	106968	14189	8510	3304	4973	19332	245	1511	17623	130	213



Performance is less than Min level or <25P
Performance is between Min & Index



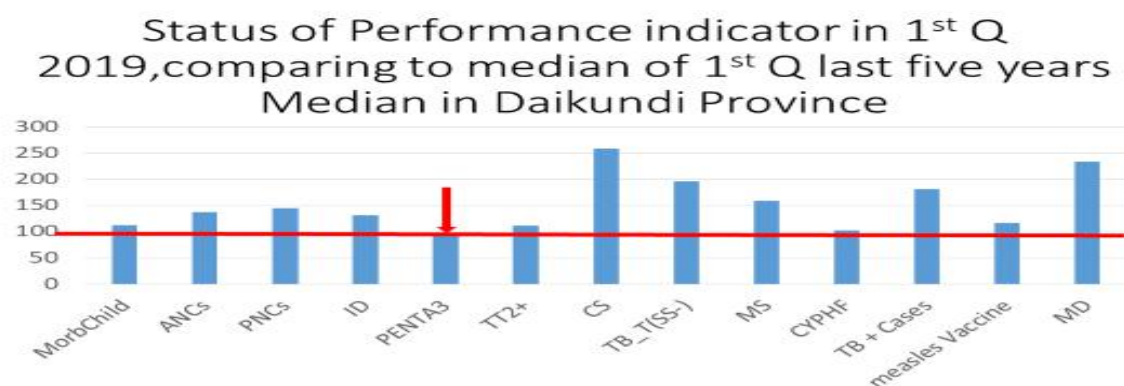
Performance is between Index & Cap
Performance is more than Cap

Sehatmandi Project Quarterly Performance Review Report

Province: Dikundi		Service Provider: MoVE			Performance Period: January-March 2019				
Population	Districts	Total Number of HFs	Provincial Hospital	District Hospital	Comprehensive Health Center	Basic Health Center	Primary Health Center	Other	Health posts
466580	11	57	1	3	7	15	28	3	373

Pay for Performance (P4P) indicators:

In a comparison of first quarter of 2019 with the first quarters of last five years' median, the achievements in 11 P4P indicators and 3 non-P4P (Measles, TB case detection and Mental Disorders) seems to be better except for the immunization related indicator (Penta 3) Disruption of outreach vaccination activities, which requires further investigation.



Achievement of 11 Pay for Performance indicators versus the Target

As per HMIS reports for this quarter, Dikundi Province; six indicators (Institutional Delivery, Penta 3; TT2+; Couple Years Protection, Growth Monitoring and Major Surgery) have not achieved the project index level (target); one indicator (Cesarian Section) achieved the target; and four indicators (Morbidity of <5 Children; ANC, PNC and TB treatment) crossed the maximum level for this quarter.

As indicated above, two immunization indicators have not met minimum level due to disruption in the outreach and mobile vaccination team services, which require serious follow up and attention of the Service Provider as well as National EPI team.

Morbidity of <5 Children	ANCs	PNCs	Institutional Delivery	PENTA3	TT2+	TB Treatment	CYP	GMP	C-Section	Major Surgery
59282	11517	6191	2473	4092	20987	59	2001	22933	101	87

	Performance is less than Min level or <25P
	Performance is between Min & Index

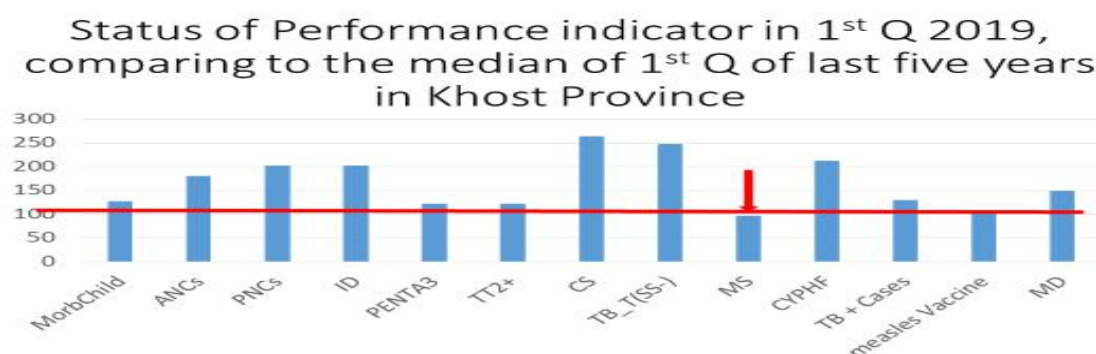
	Performance is between Index & Cap
	Performance is more than Cap

Sehatmandi Project Quarterly Performance Review Report

Province: Khost		Service Provider: OHPM		Performance Period: January-March 2019					
Population	Districts	Total Number of HFs	Provincial Hospital	District Hospital	Comprehensive Health Center	Basic Health Center	Primary Health Center	Other	Health posts
614584	13	42	1	0	12	8	20	1	349

Pay for Performance (P4P) indicators:

In a comparison of first quarter of 2019 with the first quarters of last five years' median, the achievements in 11 P4P indicators and 3 non-P4P (Measles, TB case detection and Mental Disorders) seems to be better except for one indicator (Major Surgery)



Achievement of 11 Pay for Performance indicators versus the Target

As per HMIS reports for this quarter, Khost Province; four indicators (Penta 3, TT2+; Couple Years Protection, and Major Surgery) have not achieved the project index level (target); three indicators (Institutional Delivery, Growth Monitoring and Cesarean Section) achieved the target; and four indicators (Morbidity of <5 Children; ANC, PNC and TB treatment) crossed the maximum level for this quarter.

As indicated above, two immunization indicators have not met index level due to disruption in the outreach and mobile vaccination services, and two other indicators (CYP & MS) also have not met the index which require serious follow up and attention of the Service Provider as well as National EPI team.

Morbidity of <5 Children	ANCs	PNCs	Institutional Delivery	PENTA3	TT2+	TB Treatment	CYP	GMP	C-Section	Major Surgery
111010	16828	11411	5321	9832	24628	213	3699	35110	82	370

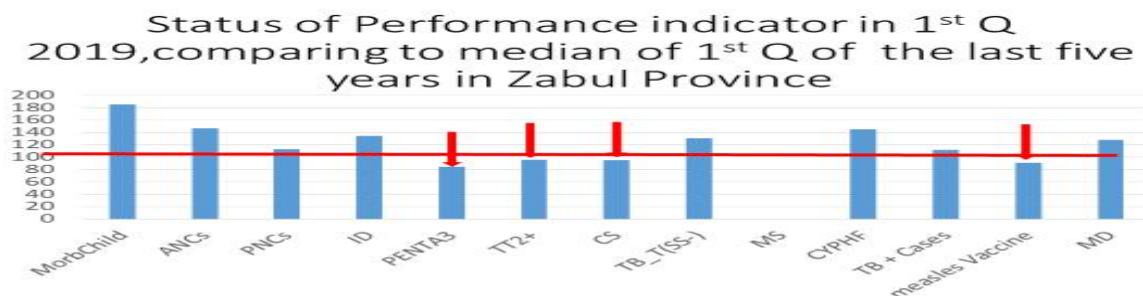
	Performance is less than Min level or <25P		Performance is between Index & Cap
	Performance is between Min & Index		Performance is more than Cap

Sehatmandi Project Quarterly Performance Review Report

Province: Zabul		Service Provider: SDO		Performance Period: January-March 2019					
Population	Districts	Total Number of HFs	Provincial Hospital	District Hospital	Comprehensive Health Center	Basic Health Center	Primary Health Center	Other	Health posts
312377	11	46	0	1	8	13	22	2	358

Pay for Performance (P4P) indicators:

In a comparison of first quarter of 2019 with the first quarters of last five years' median, the achievements in 11 P4P indicators and 3 non-P4P (Measles, TB case detection and Mental Disorders) seems to be better except for the two immunization related indicators (Penta 3, TT2+) and one an other indicartor (C-Section). As well as One non p4p indicator (Measles vaccines) has not met the median which requires further investigation.



Achievement of 11 Pay for Performance indicators versus the Target

As per HMIS reports for this quarter, Zabul Province; Seven indicators (Institutional Delivery, Penta 3, TT2+, TB treatment, Couple Years Protection, Growth Monitoring and C-Section) have not achieved the project index level (target); One indicator (Anti natal) achieved the target; and two indicators (Morbidity of <5 Children and PNC) crossed the maximum level for this quarter.

As indicated above, two immunization indicators have not met index level due to disruption in the outreach and mobile vaccination services, and five other indicators (Ins- D, C-Section, TB Treatment, CYP & GMP) also have not met the index which require serious follow up and attention of the Service Provider as well as National EPI team.

Morbidity of <5 Children	ANCs	PNCs	Institutional Delivery	PENTA3	TT2+	TB Treatment	CYP	GMP	C-Section	Major Surgery
56818	6513	3743	1900	2941	7457	30	842	9969	19	0

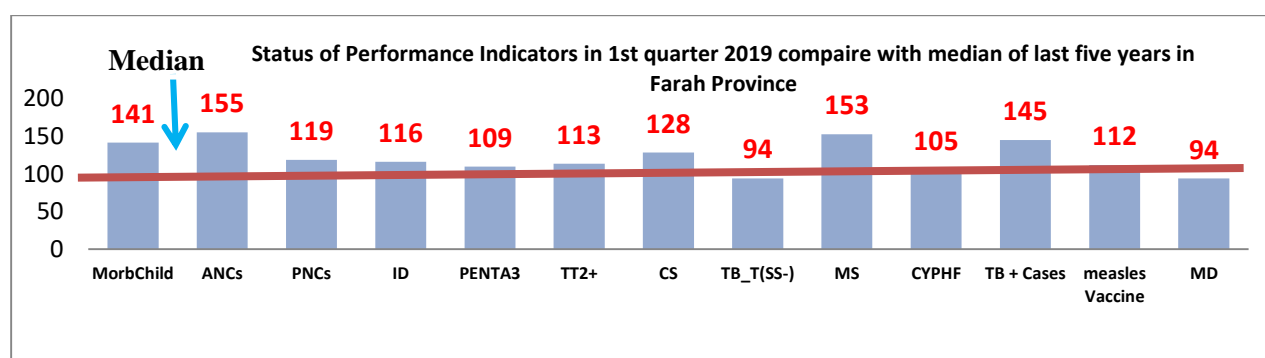
	Performance is less than Min level or <25P		Performance is between Index & Cap
	Performance is between Min & Index		Performance is more than Cap

Farah Sehatmandi Project Quarterly Performance Review Report

Province: Farah Service Provider: Medical Refresher Course for Afghan (MRCA) Performance Period: January-March 2019									
Population	Districts	Total Number of HFs	Provincial Hospital	District Hospital	Comprehensive Health Center	Basic Health Center	Primary Health Center	Other	Health posts
557216	11	70	1	1	12	9	41	6	511

Pay for Performance (P4P) indicators:

In a comparison of first quarter of 2019 with the first quarters of last five years' median, the achievements in 11 P4P indicators and 3 non-P4P (Measles, TB case detection and Mental Disorders) indicators seems to be better except for the TB cases successfully treated and mental disorder related indicators. The low performance in TB+ cases treated is due to closure of MoPH vertical TB treatment department. Before April 2019 the TB SS+ cases treated were not reported to service provider by PPHD TB department to include them in the report. Since April 2019 the service provider has established and activated the TB diagnosis and treatment center in the provincial hospital and this will positively affect the performance in this indicator



Achievement of 11 Pay for Performance indicators versus the Target

As per HMIS reports for this quarter, in Farah Province, three indicators (Under five morbidity, PNCs and Growth Monitoring <2Y children and IYCF counseling) achieved the index (target); and three indicators (ANCs, C-Section and Major Surgeries) crossed the maximum level for this quarter, five indicators (Intuitional Delivery, PENTA 3, TT2+, TB treatment and Couple Years Protection) have not achieved the project index level (target).

The lower performance in the immunization indicators (PENTA 3 and TT2+) is due to insufficient outreach and mobile activities caused by insecurity and heavy and prolonged winter which require serious follow up and attention of the Service Provider as well as National EPI team. As mentioned lower performance in TB SS- indicator is closure of MoPH vertical TB treatment department for diagnosis and treatment.

Morbidity of <5 Children	ANCs	PNCs	Institutional Delivery	PENTA3	TT2+	TB Treatment	CYP	GMP	C-Section	Major Surgery
70711	13788	8883	4384	6606	14567	96	2069	25815	154	409

	Performance is less than Min level or <25P		Performance is between Index & Cap
	Performance is between Min & Index		Performance is more than Cap

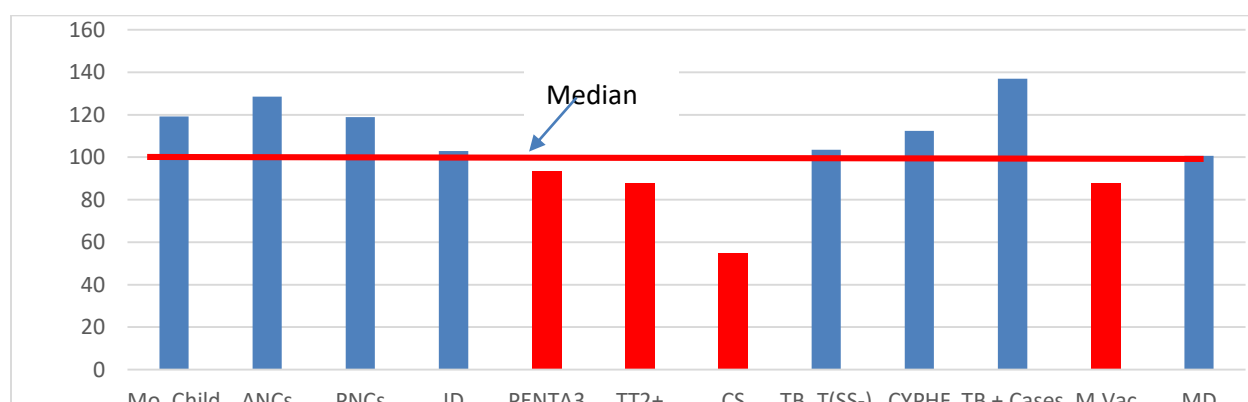
Sehatmandi Project Quarterly Performance Review Report

Province : Faryab		Service Provider: SDO		Performance Period: January-March 2019					
Population	Dist	Total Number of HFs	District Hospital	Comprehensive Health Center	Comprehensive Health Center plus	Basic Health Center	Prison health	Primary Health Center	Health posts
1129719	15	66	2	12	4	20	1	27	583

Pay for Performance (P4P) indicators:

In a comparison of the first quarter of 2019 with the first quarters of the last five years' median, the achievements against 7 P4P indicators and two non-P4P (Measles, and Mental Disorders) seem better, but vaccine related and cesarean section indicators are lower than the median. Not to take over the provincial hospital yet, 10 vacant positions of vaccinations in the project and disruption of outreach activities are notable causes.

Status of performance indicators in 2019 compare with median of the last 5 years



Achievement of 11 Pay for Performance indicators versus the Target

According to HMIS reports for this quarter, 3 P4P indicators (Child morbidity, Antenatal, post Natal care) are above the cap, 5 of them (delivery, TT2 TB treatment success, couple year protection and growth monitoring) met the minimum level (25 percentile of the last five years) but are lower than the index (Target) and 3 indicators including Penta 3, cesarean section and major surgery are below the minimum level of the target. Not to take over the provincial hospital yet (it is run by a Turkish NGO) and 10 vacant positions of vaccinators during the reporting period was the leading cause.

M <5 Child	ANC	PNC	ID	PENTA3	TT2+	TB T	CYP	GMP	C-S	M S
140300	31118	14307	5280	11597	30200	118	2103	43649	34	0

	Performance is less than Min level or <25P		Performance is between Index & Cap
	Performance is between Min & Index		Performance is more than Cap

Sehatmandi Project Quarterly Performance Review Report

Province: Ghazni		Service Provider: AADA		Performance Period: January-March 2019					
Population	Districts	Total Number of HFs	Provincial Hospital	District Hospital	Comprehensive Health Center	Basic Health Center	Primary Health Center	Other	Health posts
1,378,237	20	106	1	3	14	35	42	1	847

Pay for Performance (P4P) indicators:

In a comparison of first quarter of 2019 with the first quarters of last five years' median, the achievements in 11 P4P indicators and 3 non-P4P (Measles, TB case detection and Mental Disorders) seems to be better except for the immunization related indicators (and Measles). Disruption of outreach and mobile vaccination activities, which requires further investigation.



Achievement of 11 Pay for Performance indicators versus the Target

As per HMIS reports for this quarter, Ghazni Province one P4P indicator (TT2+) has not achieved the minimum level (25 percentile of last five years); four indicators (Institutional Delivery, Growth Monitoring, penta3 and Major surgery) have not achieved the project index level (target); two indicators (ANC and C-section) achieved the target; and four indicators (<5 child morbidity, PNC, TB treatment and CYP) crossed the maximum level for this quarter.

As indicated above, immunization indicators have not met minimum level due to disruption in the outreach and mobile vaccination services, which require serious follow up and attention of the Service Provider as well as National EPI team.

Province	Morbidity of <5 Children	ANCs	PNCs	Institutional Delivery	PENTA3	TT2+	TB Treatment	CYP	GMP	C-Section	Major Surgery
Ghazni	165890	29599	20297	9256	11973	39883	151	3588	44823	274	595

Performance is less than Min level or <25P
 Performance is between Min & Index

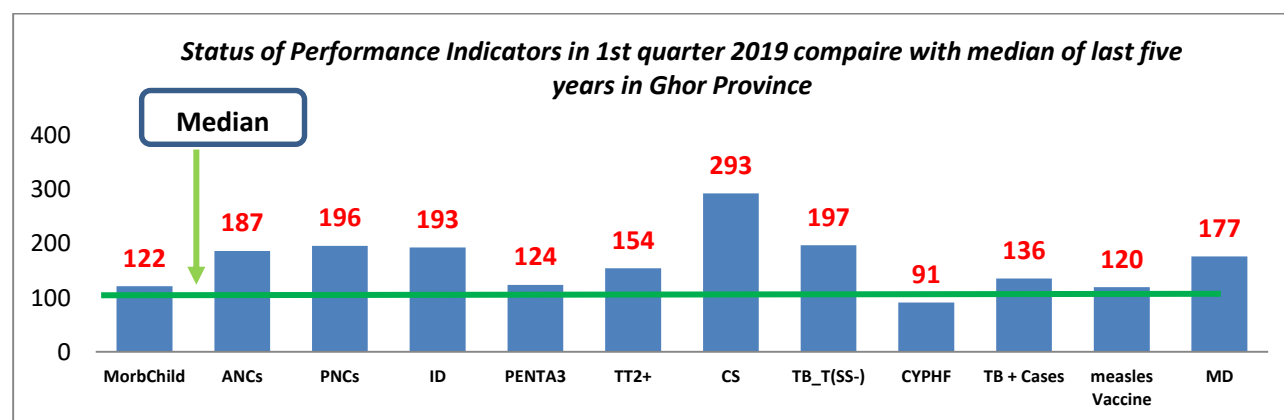
Performance is between Index & Cap
 Performance is more than Cap

Ghor Sehatmandi Project Quarterly Performance Review Report

Province: Ghor Service Provider: Coordination Humanitarian Assistance (CHA) Performance Period: January-March 2019										
Population	Districts	Total Number of HFs	Provincial Hospital	District Hospital	Comprehensive Health Center	Basic Health Center	Primary Health Center	FHH	Prison health center/Other	Health posts
758,704	10	91	0	2	8	26	40	10	5	479

Pay for Performance (P4P) indicators:

In a comparison of first quarter of 2019 with median of the first quarters of last five years, the achievements in 10 P4P indicators and 3 non-P4P (Measles, TB case detection and Mental Disorders) indicators seems to be better except for Couple Years Protection indicator due to: a) harsh winter, b) people fear if they utilized family planning services they will face problems in the field.



Achievement of 11 Pay for Performance indicators versus the Target

As per HMIS reports for this quarter, in Ghor Province, three indicators (Institutional Delivery, TT2+ and Nutrition Growth Monitoring <2Y children and IYCF counseling) achieved the index level (target); four indicators (morbidity of under five children, ANC's, PNC's and TB treatment) crossed the maximum level for this quarter and three indicators (PENTA 3, Couple Years of Protection and C-Section) have not achieved the project index level (target). Low performance in PENTA-3 indicator is due to insufficient outreach and mobile activities caused by insecurity and heavy and prolonged winter. Low performance for couple years of protection indicator is due to insecurity reasons as mentioned earlier. Low performance of C-Section is due to hard access to HFs due to harsh winter

Morbidity of <5 Children	ANCs	PNCs	Institutional Delivery	PENTA3	TT2+	TB Treatment	CYP	GMP	C-Section
118146	16397	7770	2902	7646	29167	132	2112	38008	44



Performance is less than Min level or <25P
Performance is between Min & Index



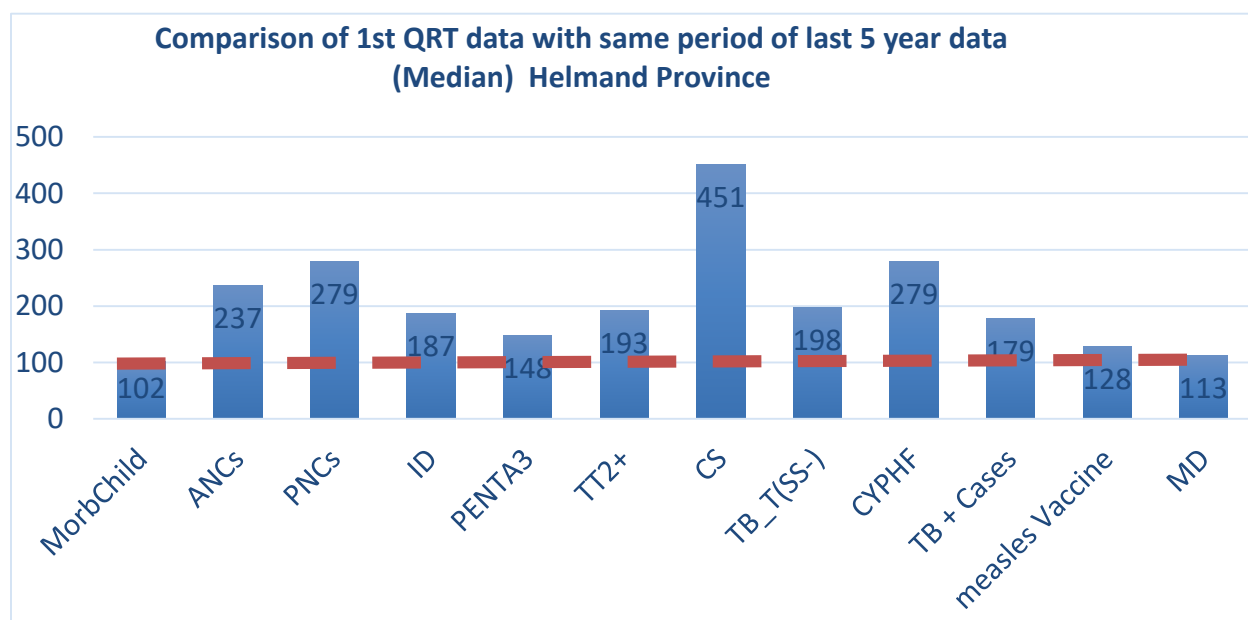
Performance is between Index & Cap
Performance is more than Cap

Sehatmandi Project Quarterly Performance Review Report

Province: Helmand		Service Provider: BRAC		Performance Period: January-March 2019					
Population	Districts	Total Number of HFs	Provincial Hospital	District Hospital	Comprehensive Health Center	Basic Health Center	Primary Health Center	Other	Health posts
1,462,577	14	78	0	3	15	44	14	1	410

Pay for Performance (P4P) indicators:

In a comparison of first quarter of 2019 with the first quarters of last five years' median, the achievements in 11 P4P indicators and 3 non-P4P (Measles, TB case detection and Mental Disorders) seems to be better which indicate the project satisfactory achievement in this quarter.



Achievement of 11 Pay for Performance indicators versus the Target

As per HMIS reports for this quarter, Helmand Province six P4P indicators (ANC, PNC, TT+, TB. Treatment, CYP & C.S) have crossed the maximum level, two of them (ID & GMP) have met the index (target) and two of them (morbidity of <children & PENTA-3) have not met the project target but are above the minimum level which indicate outstanding performances of the project.

Morbidity<5 children	ANCs	PNCs	ID	PENTA3	TT2+	TB Treatment	CYP	GMP	C.S	MS
165139	26306	18773	7267	20105	51467	158	9094	67302	158	0

Performance is less than Min level or <25P

Performance is between Min & Index

Performance is between Index & Cap

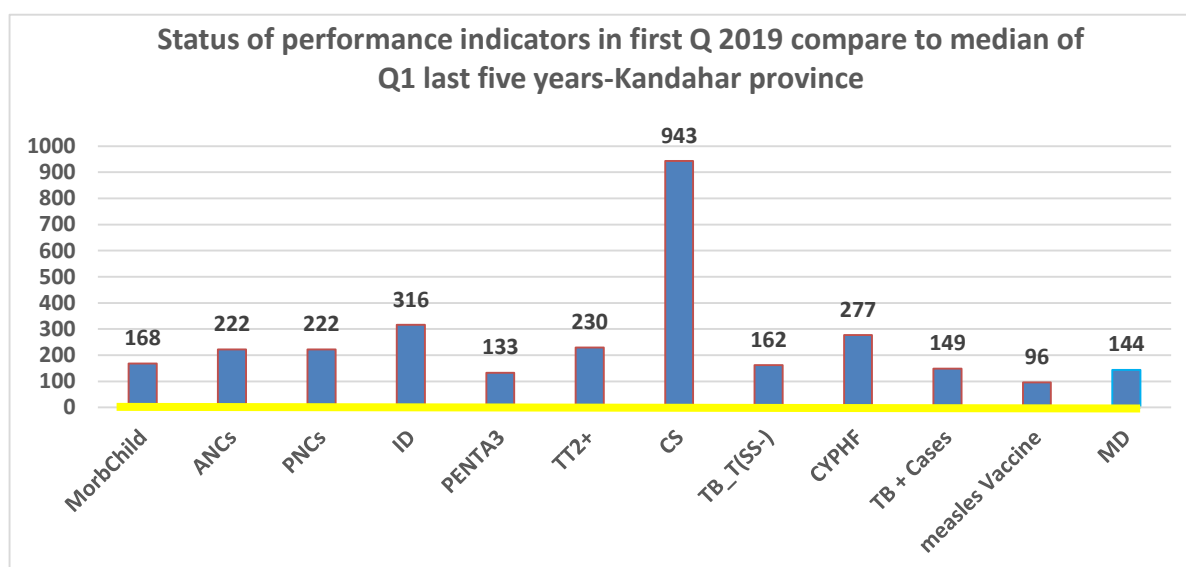
Performance is more than Cap

Province: Kandahar		Service Provider: BARAN/OHPM			Performance Period: January-March 2019				
Population	Districts	Total Number of HFs	Provincial Hospital	District Hospital	Comprehensive Health Center	Basic Health Center	Primary Health Center	Other	Health posts
1,365,428	18	64	0	1	25	18	20	0	619

Sehatmandi Project Quarterly Performance Review Report

Pay for Performance (P4P) indicators

In a comparison of first quarter of 2019 with the first quarters of last five years' median, the achievements



in 11 P4P indicators and 3 non-P4P (Measles, TB case detection and Mental Disorders) seems to be better except one indicator (measles vaccine) which is located a little below the median line and is needed to be further investigated. Overall, the performance against the median is satisfactory.

Achievement of 11 Pay for Performance indicators versus the Target

As per HMIS reports for this quarter, Kandahar Province six P4P indicators (Morbidity of <children, PNC, Institutional delivery, TB. Treatment, CYP & C.S) have crossed the maximum level, three of them (ANCs, PENTA-3 & TT2+) have met the index (target) and just one of them (GMP) has not met the project target but is above the minimum level which indicate outstanding performances of the project.

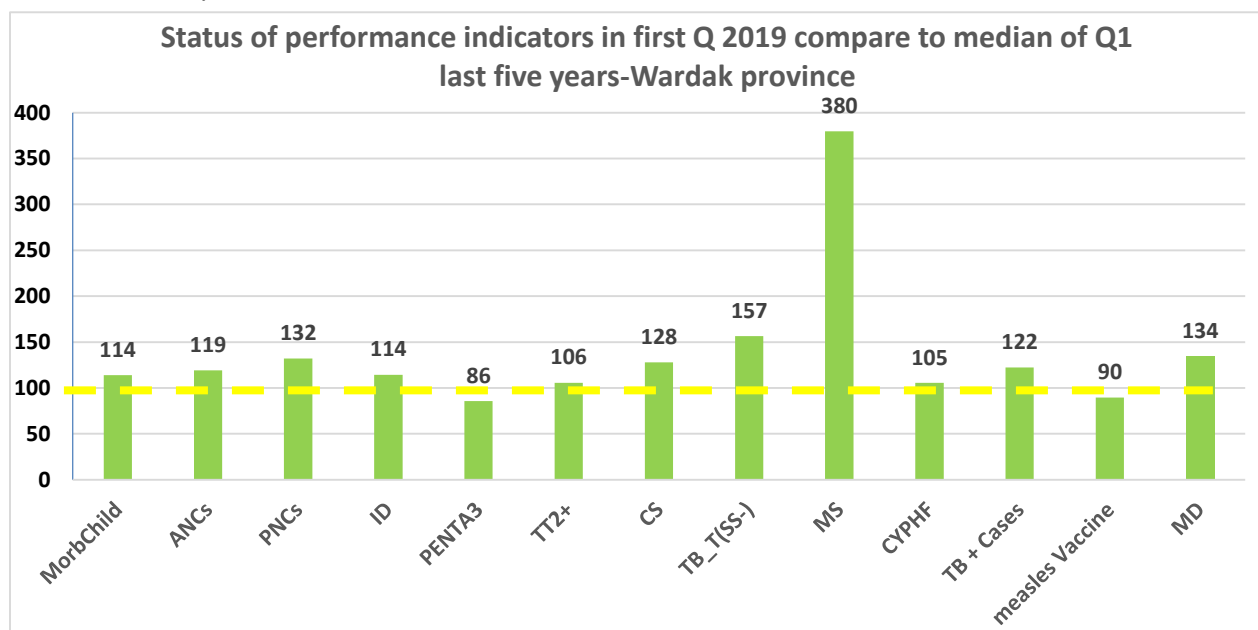
Morbidity<5 children	ANCs	PNCs	ID	PENTA3	TT2+	TB Treatment	CYP	GMP	C.S	MS
183022	35721	15408	7387	14562	52224	147	3667	58740	66	0

Sehatmandi Project Quarterly Performance Review Report

Province: Wardak Service Provider: Swedish Committee for Afghanistan Performance Period: January-March 2019									
Population	Districts	Total Number of HFs	Provincial Hospital	District Hospital	Comprehensive Health Center	Basic Health Center	Primary Health Center	Other	Health posts
655462	9	73	1	2	13	25	32	1	297

Pay for Performance (P4P) indicators

In a comparison of first quarter of 2019 with the first quarters of last five years' median, the achievements in 11 P4P indicators and 3 non-P4P (Measles, TB case detection and Mental Disorders) seems to be better except two vaccination related indicators (PENTA3 & measles vaccine) which are below the median line and are needed proper attention and investigation. Overall, the performance against the median is satisfactory.



Achievement of 11 Pay for Performance indicators versus the Target

As per HMIS reports for this quarter, Wardak Province one P4P indicator (PNCs) has crossed the maximum level, one of them (Major Surgery) has met the index (target), 8 of them (Morbidity <5 children, ANC's, ID, TT+, TB Treatment, CYP, GMP & C.S) have met the minimum level but just one indicator (PENTA3) has not met the minimum level.

Morbidity<5 children	ANCs	PNCs	ID	PENTA3	TT2+	TB Treatment	CYP	GMP	C.S	MS
72737	10242	7957	4047	4828	21604	47	1512	17954	87	300

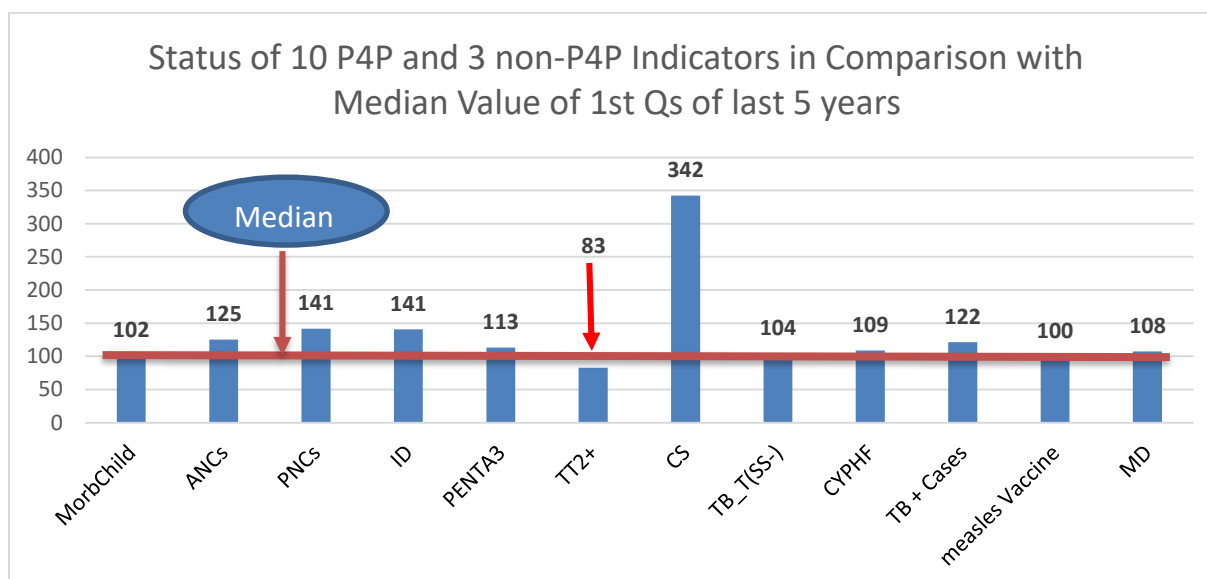
As indicated above, immunization indicator (PENTA3) has not met minimum level due to disruption in the outreach and mobile vaccination services, which require serious follow up and attention of the Service Provider as well as National EPI team.

Herat Sehatmandi Project Quarterly Performance Review Report

Province: Herat		Service Provider: Agency for Assitance and Development Afghanistan (AADA)						Performance	
Period: January-March 2019									
Population	Districts	Total Number of HFs	Regional Hospital	District Hospital	Comprehensive Health Center	Basic Health Center	Primary Health Center	Other	Health posts
2154043	18	110	1	4	24	33	49	0	1168

Pay for Performance (P4P) indicators:

In a comparison of first quarter of 2019 with median of the first quarters of last five years, the achievements in 10 P4P and 3 non-P4P (Measles, TB case detection and Mental Disorders) indicators seems to be better except for the TT2+ vaccination which is due to uncontrolled ban of male vaccinators and females without chaperon to conduct outreach and mobile activities.



Achievement of 11 Pay for Performance indicators versus the Target

As per HMIS reports for this quarter, Herat Province three P4P indicators (TT2+, TB Treatment and Growth Monitoring -GMP) have not achieved the project index level (target); one indicator (Cesarean Section) has achieved the index level and six indicators (ANCs, PNCs, Institutional Deliveries, Penta3, Couple Years Protection) have crossed the maximum level for this quarter. Lower than target/index level achievements in TT2+ due to disruption in outreach activities (uncontrolled ban of male vaccinators and females without chaperon to conduct these activities); no proper recording and reporting of growth monitoring of under 2 children; low achievements in TB+ cases treated requires further investigation.

Morbidity of <5 Children	ANCs	PNCs	Institutional Delivery	PENTA3	TT2+	TB Treatment	CYP	GMP	C-Section	Major Surgery
120762	46606	16732	8091	23058	38967	282	7583.5367	50573	445	0

Performance is less than Min level or <25P
 Performance is between Min & Index

Performance is between Index & Cap
 Performance is more than Cap

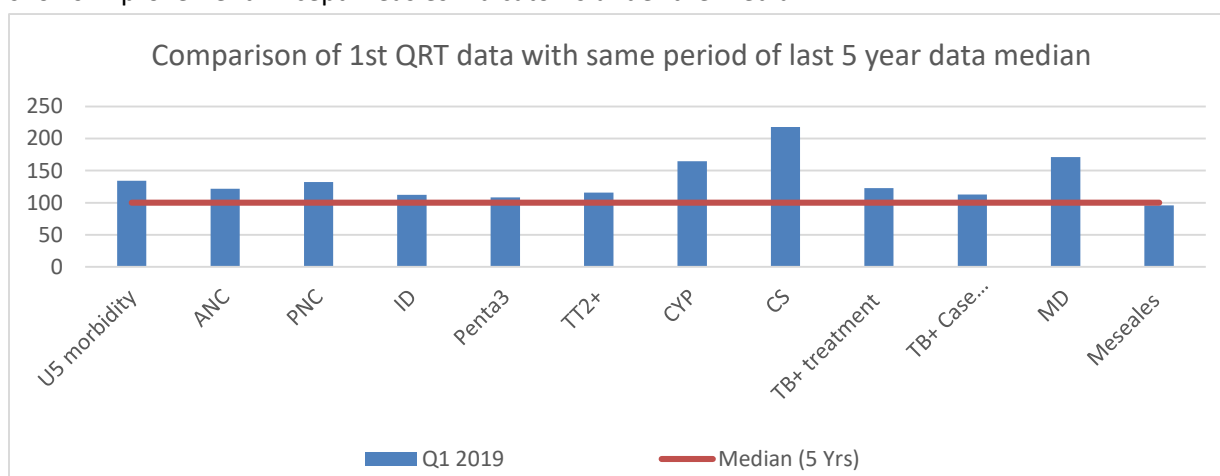
SEHATMANDI PROJECT QUARTERLY PERFORMANCE REVIEW REPORT

JAWZJAN PROVINCE:

Province	Population	PHC	BHC	CHC	DH	MHT	Other	PH	SH	RH	Grand total	HPs
Jawzjan	601405	21	14	7	2	5	6	1	1	1	59	332

PAY FOR PERFORMANCE (P4P) INDICATORS:

Based on HMIS data the 1st quarter performance in all 10 key indicators selected for SEHATMANDI project and three non SEHATMANDI indicators compared with same period of time in last five-year shows improvement. Except measles indicator is under the median.



ACHIEVEMENT OF PAY FOR PERFORMANCE INDICATORS VERSUS THE TARGET:

Overall out of 10 P4P indicator six indicators meet the target the remaining four indicators are between the min level and target, the only indicators with less performance is CS which affected by fighting in one district with CHC+, unavailability of surgeon in one DH since long time. In addition, Penta3 and TT2+ indicators are also didn't meet the target, female vaccinators unavailability in some HFs, shortage of logistic supply and transportation for outreach activities, delay in payment is the main cause of not meet the targets, but the mention indicators which not meet the target, shows steady improvement over time if compare with same period of time and in last five years.

Morbidity of <5 Children	ANCs	PNCs	Institutional Delivery	PENTA3	TT2+	TB Treatment	CYP	GMP	C-Section
70057	19498	11643	4639	6500	25257	91	1461	25801	61

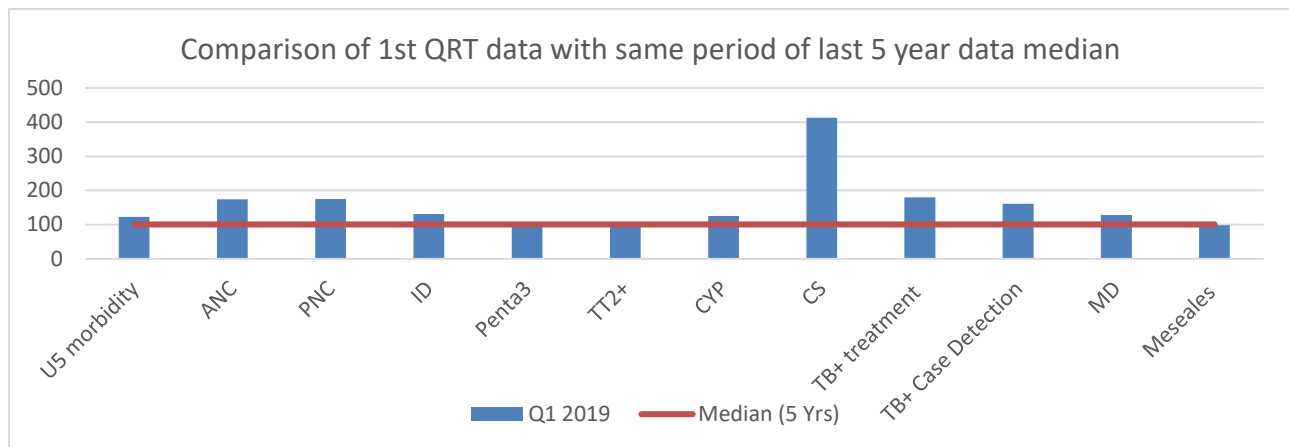
	Performance is less than Min level or <25P		Performance is between Index & Cap
	Performance is between Min & Index		Performance is more than Cap

Sehatmandi Project Quarterly Performance Review Report

Province	Population	PHC	BHC	CHC	DH	MHT	Other	Prison Health	PH	RH	Grand total	HPs
Sar-i-Pol	627,929	32	20	9	3	2	2	2	1	0	59	351

PAY FOR PERFORMANCE (P4P) INDICATORS:

In Sar-i-Pol province all Nine key indicators for SEHATMANDI project and three non SEHATAMANDI indicators in the 1st quarter of the project shows good improvement, compared with same period of time in last five-year, the only indicators under the median is Measles vaccination.



ACHIEVEMENT OF PAY FOR PERFORMANCE INDICATORS VERSUS THE TARGET:

Overall out of 10 P4P indicator five indicators(U5 morbidity, ANC, PNC, CS and TB+ treatment) over the target and the remaining five indicators are between the min level and target, but the indicators which were not reach the target (*between Min level and Target*) shows steady improvement over time if compare with same period of time and in last five years.

Shortage of logistic supply, transportation and less number of female vaccinators are the reason for less performance in EPI services.

Province	Morbidity of <5 Children	ANCs	PNCs	Institutional Delivery	PENTA3	TT2+	TB Treatment	CYP	GMP	C-Section
Sar-i-pol	91745	22192	12841	4027	6411	20809	99	2177	22545	95

Performance is less than Min level or <25P	Performance is between Index & Cap
Performance is between Min & Index	Performance is more than Cap

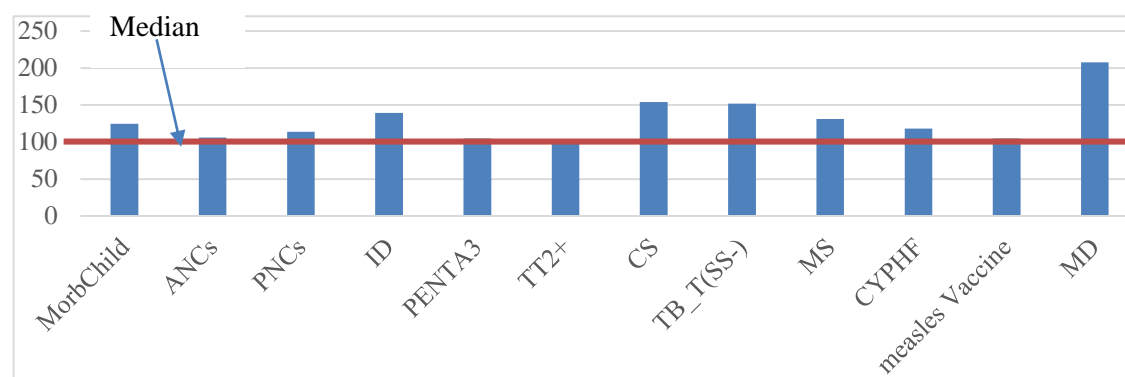
Sehatmandi Project Quarterly Performance Review Report

Province: Kapisa Service Provider: SM Performance Period: January-March 2019									
Population	Districts	Total Number of HFs	Provincial Hospital	District Hospital	Comprehensive Health Center	Basic Health Center	Primary Health Center	Other	Health posts
46,7000	17	43	1	1	8	19	14	0	285

Pay for Performance (P4P) indicators:

In a comparison of first quarter of 2019 with the first quarters of last five years' median, the achievements in all 11 P4P indicators seems much better and hope the service providers' to maintain their achievements and improve staff satisfaction and kept them highly motivated for further achievements.

Performance Q1 2019, comparing to the median of last five years in Kapisa province



Achievement of 11 Pay for Performance indicators versus the Target

As per HMIS reports for this quarter, Kapisa Province; five indicators (ANC, Institutional Delivery, Penta-3, TT2+, Couple Years Protection and Growth Monitoring) have not achieved the project index level (target); three indicator (PNC, C-Section and Major Surgery) achieved the target for this quarter and two indicators (Morbidity of <5 Children and TB Sputum Smear+ treated cases) crossed the maximum level for this quarter. As indicated above, Mother and Child Health (MCH), care related indicators except (PNC and C-Section) that; have not met index level (target), which require serious follow up and attention of the Kapisa PHD and PHOs as well as National SM, EPI and RMNCHA team.

Morbidity of <5 Children	ANCs	PNCs	Institutional Delivery	PENTA3	TT2+	TB Treatment	CYP	GMP	C-Section	Major Surgery
69863	15327	9726	3546	4875	14825	79	2953	13009	117	232

	Performance is less than Min level or <25P		Performance is between Index & Cap
	Performance is between Min & Index		Performance is more than Cap

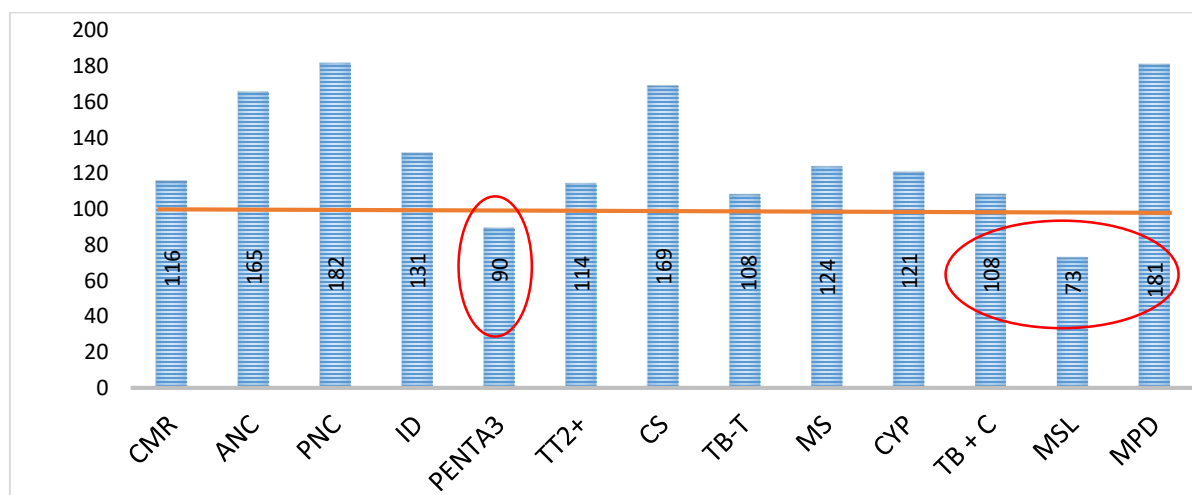
Sehatmandi Project Quarterly Performance Review Report

Province: Kunar		Service Provider: Aga Khan Foundation (AKF)			Performance Period: January-March 2019				
Population	Districts	Total Number of HFs	Provincial Hospital	District Hospital	Comprehensive Health Center	Basic Health Center	Primary Health Center	Other	Health posts
590668	14	61	1	2	9	17	30	2	354

Pay for Performance (P4P) indicators:

In a comparison of first quarter of 2019 with the first quarters of last five years' median, the achievements in 11 P4P indicators and 3 non-P4P (Measles, TB case detection and Mental Disorders) seems to be better except for the immunization related indicators (Penta 3 and Measles). Disruption of outreach vaccination activities, which requires further investigation.

Status of performance indicators in 1st Q 2019 campair to the 1st quarter median last 5 Years Kunar Province



Achievement of 11 Pay for Performance indicators versus the Target:As per HMIS reports for this quarter, Kunar Province one P4P indicator (Penta 3) has not achieved the minimum level (25 percentile of last five years); three indicators (Institutional Delivery, Couple Years Protection and TB treatment) have not achieved the project index level (target); two indicator (Growth monitoring and Caesarian section) achieved the target; and five indicators (Children morbidity, ANC ,PNC, TT 2 and Major Surgeries) crossed the maximum level for this quarter. As indicated above, immunization indicators have not met minimum level due to disruption in the outreach and mobile vaccination services, which require serious follow up and attention of the Service Provider as well as National EPI team.

M <5 C	ANCs	PNCs	Ins Deli	PNTA3	TT2+	TB Tr	CYP	GMP	C-S	M-S
129532	13251	10633	4614	5885	19389	92	1529	23556	120	498

Performance is less than Min level or <25P
 Performance is between Min & Index

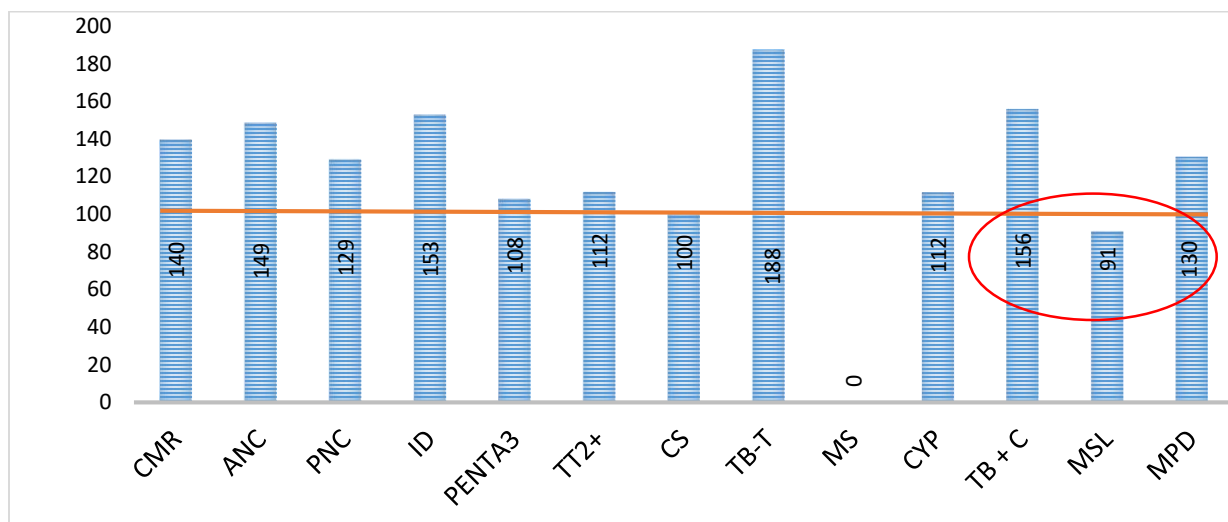
Performance is between Index & Cap
 Performance is more than Cap

Sehatmandi Project Quarterly Performance Review Report

Province: Nuristan		Service Provider: Aga Khan Foundation (AKF)				Performance Period: January-March 2019			
Population	Districts	Total Number of HFs	Provincial Hospital	District Hospital	Comprehensive Health Center	Basic Health Center	Primary Health Center	Other	Health posts
162644	7	37	0	3	4	8	22	0	168

Pay for Performance (P4P) indicators: In a comparison of first quarter of 2019 with the first quarters of last five years' median, the achievements in 10 P4P indicators and 3 non-P4P (Measles, TB case detection and Mental Disorders) seems to be better except for the only one immunization related indicators (Measles). Disruption of outreach vaccination activities, which requires further investigation.

Status of performance indicators in 1st Q 2019 campair to the 1st quarter median last 5 Years Nuristan Province



Achievement of 11 Pay for Performance indicators versus the Target: As per HMIS reports for this quarter, Badakhshan Province two P4P indicator (Penta 3 and TT2+) has not achieved the minimum level (25 percentile of last five years); five indicators (ANC, Institutional Delivery, Couple Years Protection, Growth Monitoring and C-Section) have not achieved the project index level (target); one indicator (Under five morbidity) achieved the target; and three indicators (PNC, TB treatment and Major Surgeries) crossed the maximum level for this quarter. As indicated above, immunization indicators have not met minimum level due to disruption in the outreach and mobile vaccination services, which require serious follow up and attention of the Service Provider as well as National EPI team.

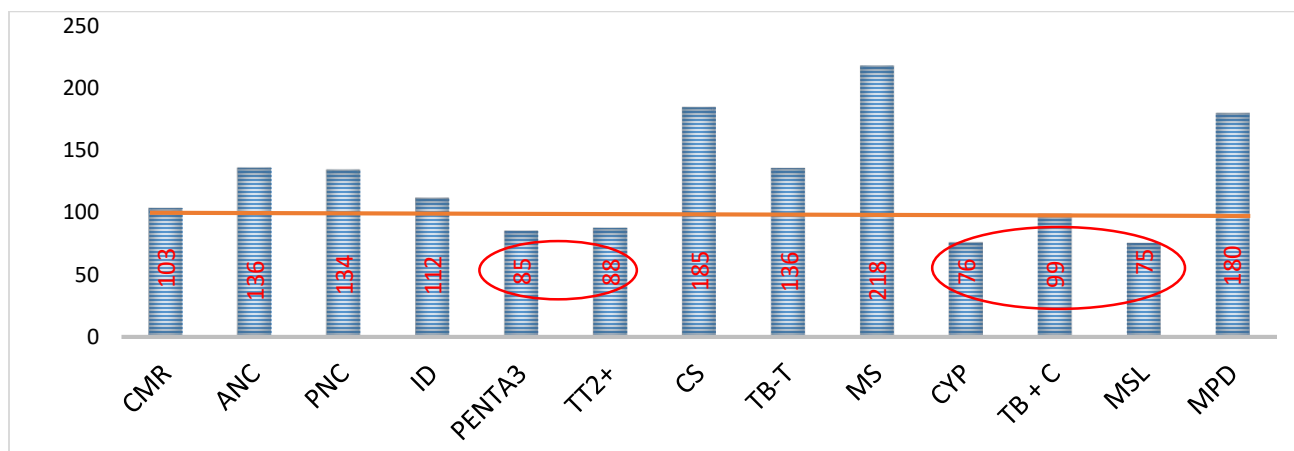
M <5 C	ANCs	PNCs	Ins Deli	PENTA 3	TT2+	TB Tr	CYP	GMP	C-Sec
37024	6302	2259	748	1548	5356	30	288	7463	3
Performance is less than Min level or <25P					Performance is between Index & Cap				
Performance is between Min & Index					Performance is more than Cap				

Sehatmandi Project Quarterly Performance Review Report

Province: Paktia		Service Provider: Aga Khan Foundation (AKF)				Performance Period: January-March 2019			
Population	Districts	Total Number of HFs	Provincial Hospital	District Hospital	Comprehensive Health Center	Basic Health Center	Primary Health Center	Other	Health posts
414465	14	46	1	3	7	15	19	1	350

Pay for Performance (P4P) indicators: In a comparison of first quarter of 2019 with the first quarters of last five years' median, the achievements in 11 P4P indicators and 3 non-P4P (Measles, TB case detection and Mental Disorders) seems to be better except for the immunization related indicators (Penta 3, TT2+ Measles). Disruption of outreach vaccination activities, which requires further investigation. and 2 other indicator (CYP and TB case detection) is not meet the target

Status of performance indicators in 1st Q 2019 campair to the 1st quarter median last 5 Years Nuristan Province



Achievement of 11 Pay for Performance indicators versus the Target: As per HMIS reports for this quarter, Badakhshan Province two P4P indicator (Penta 3 and TT2+) has not achieved the minimum level (25 percentile of last five years); five indicators (ANC, Institutional Delivery, Couple Years Protection, Growth Monitoring and C-Section) have not achieved the project index level (target); one indicator (Under five morbidity) achieved the target; and three indicators (PNC, TB treatment and Major Surgeries) crossed the maximum level for this quarter. As indicated above, immunization indicators have not met minimum level due to disruption in the outreach and mobile vaccination services, which require serious follow up and attention of the Service Provider as well as National EPI team.

M < 5 C	ANCs	PNCs	Ins Del	PENTA3	TT2+	TB Tr	CYP	GMP	C-Sec	Major Sur
96819	13202	10680	5863	5298	10966	152	906	12859	290	497

P less than Min level or <25P
 P is between Min & Index

P is between Index & Cap
 P is more than Cap

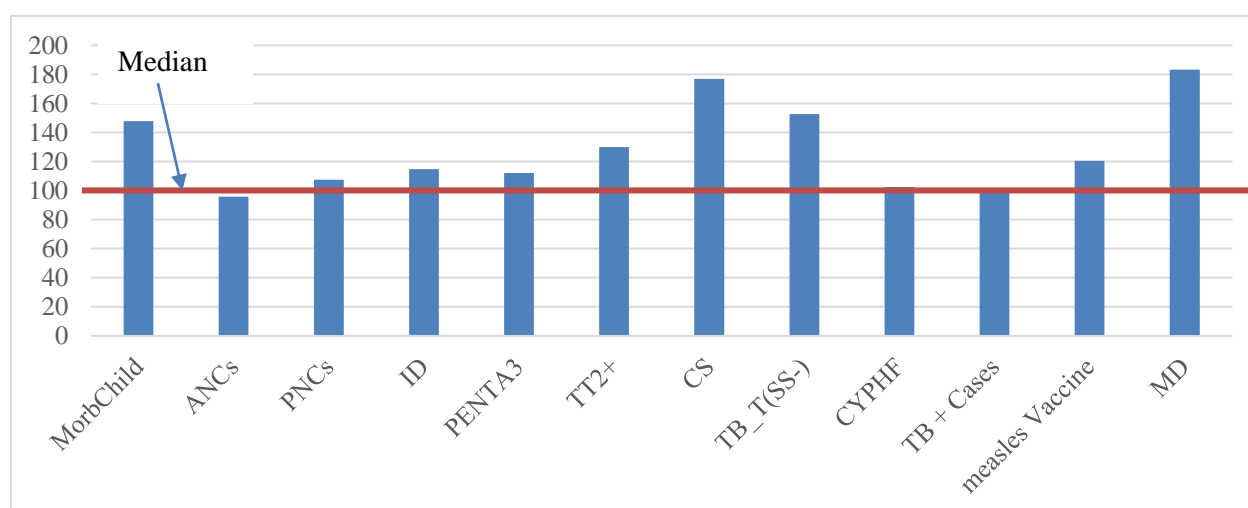
Sehatmandi Project Quarterly Performance Review Report

Province: Kunduz		Service Provider: JACK		Performance Period: January-March 2019					
Population	Districts	Total Number of HFs	Provincial Hospital	District Hospital	Comprehensive Health Center	Basic Health Center	Primary Health Center	Other	Health posts
1,104,210	7	75	0	2	13	30	28	2	513

Pay for Performance (P4P) indicators:

In a comparison of first quarter of 2019 with the first quarters of last five years' median, the achievements in 10 P4P indicators and 3 non-P4P (Measles, TB case detection and Mental Disorders) seems to be better except; ANC indicator, which require further investigation.

Figure 1: Performance Q1 2019, comparing to the median of last five years in Kunduz province



Achievement of 11 Pay for Performance indicators versus the Target

As per HMIS reports for this quarter, Kunduz Province; five indicators (ANC, Penta-3, TT2+, TB Treatment, Couple Years Protection, Growth Monitoring and C-Section) have not achieved the project index level (target) and three indicators (Morbidity of <5 Children, PNC, and Institutional Delivery) crossed the maximum level for this quarter. As indicated above, MCH related indicators and TB Sputum smear + cases indicator have not met index level (target), which require serious follow up and attention of the Service Provider as well as National EPI and RMNCHA team.

Morbidity of <5 Children	ANCs	PNCs	Institutional Delivery	PENTA3	TT2+	TB Treatment	CYP	GMP	C-Section
127207	36646	18125	7661	10536	33314	155	2709	42394	69

Performance is less than Min level or <25P
 Performance is between Min & Index

Performance is between Index & Cap
 Performance is more than Cap

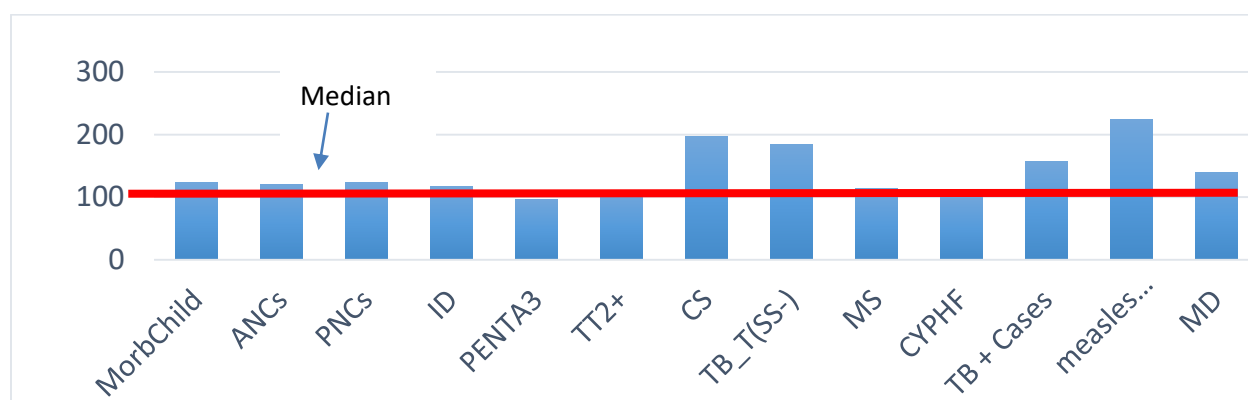
Sehatmandi Project Quarterly Performance Review Report

Province: Laghman		Service Provider: Health Net			Performance Period: January-March 2019			
Population	Trouma center, prison H	Total Number of HFs	District Hospital	Comprehensive Health Center	Comprehensive Health Center plus	Basic Health Center	Primary Health Center	Health posts
484952.	1	59	2	8	1	17	28	411

Pay for Performance (P4P) indicators:

In a comparison of the first quarter of 2019 with the first quarters of the last five years' median, the achievements against 10 P4P indicators and two non-P4P (Measles, and Mental Disorders) are better, but just Penta 3 seems to be a bit lower than the median. Shortage of the vaccine (penta 3) in the most of the HFs during the reporting period is the main cause.

Status of performance indicators in 2019 compare with median of the last 5 year



Achievement of 11 Pay for Performance indicators versus the Target

According to HMIS reports for this quarter, 11 P4P indicators met the minimum level (25 percentile of the last five years). 4 of them (antenatal, postnatal care, Child Morbidity and TB treatment success) crossed the cap, but 5 of the indicators (delivery, Penta 3, TT+ major surgery and CS) are lower than the index (target). Lack of coordinated referral system and shortage of the vaccine in most of the HFs was the leading cause.

M <5 Child	ANC	PNC	ID	PENTA3	TT2+	TB T	CYP	GMP	C-S	M S
123164	9365	9668	4941	7156	23319	81	1128	33010	104	293

■ Performance is less than Min level or <25P
■ Performance is between Min & Index

■ Performance is between Index & Cap
■ Performance is more than Cap

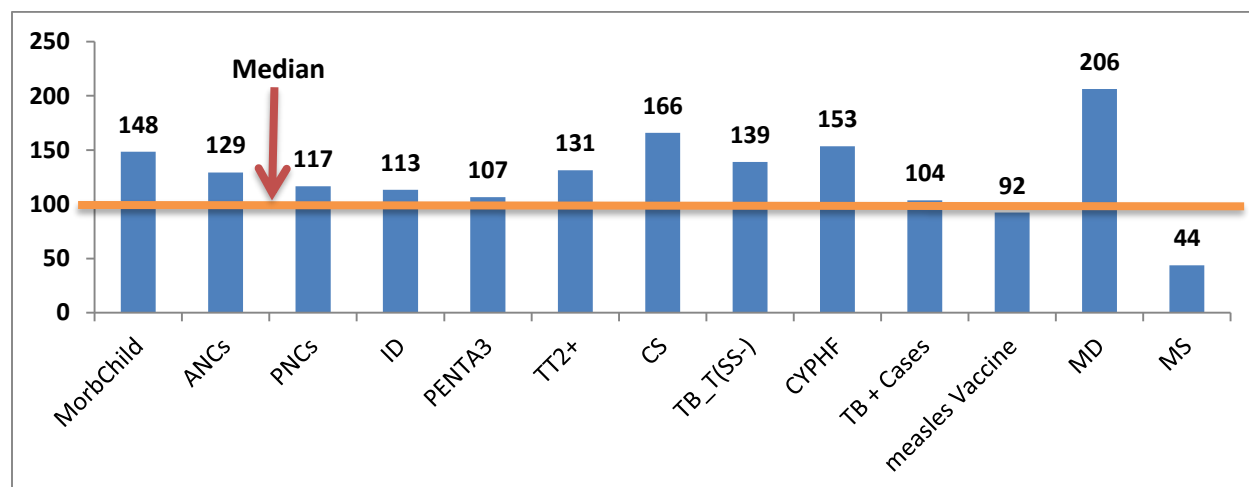
Sehatmandi Project Quarterly Performance Review Report

Province: Nimroz Service Provider: Medical Refresher Courses for Afghan(MRCA) Performance Period: January-March 2019									
Population	Districts	Total Number of HFs	Provincial Hospital	District Hospital	Comprehensive Health Center	Basic Health Center	Primary Health Center	Other	Health posts
176898	6	19	1(100beds)	0	3	7	6	2	140

Pay for Performance (P4P) indicators:

In a comparison of first quarter of 2019 with the first quarters of last five years' median, the achievements in 11 P4P indicators and 3 non-P4P (Measles, TB case detection and Mental Disorders) seems to be better except for one Non-sehamandi indicator(Measles Vaccine) and one Sehatmandi indicator (Major Surgery) which needs for more investigation .

Status of performance indicators in 1st QRT 2019 compare to median of Q1 last five year- Nimroz Province



Achievement of 11 Pay for Performance indicators versus the Target:

As per HMIS reports for this quarter for Nimroz Province tow P4P indicators (ID and TB+treatment) have not achieved the index level ,tow indicators (PNC and GMP) acheived the index level(Targets), in six indicators(morbidity of under five,ANC,Penta3,TT+,CYP,C-section) have been crossed the maximum level and in one indicator(Major Surgery) achievement is lower than the minimum level.

Morbidity of <5 Children	ANCs	PNCs	Institutional Delivery	PENTA3	TT2+	TB Treatment	CYP	GMP	C-Section	Major Surgery
40101	6306	3964	2849	3940	8034	64	1214	8415	141	120

	Performance is less than Min level or <25P		Performance is between Index & Cap
	Performance is between Min & Index		Performance is more than Cap

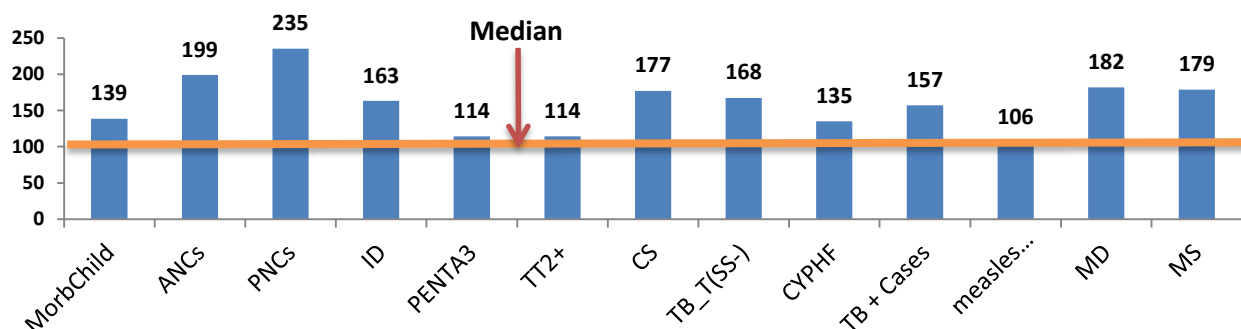
Sehatmandi Project Quarterly Performance Review Report

Province: Paktika Service Provider: Organization for Health Promotion and Management (OHPM), Performance Period: January-March 2019									
Population	Districts	Total Number of HFs	Provincial Hospital	District Hospital	Comprehensive Health Center	Basic Health Center	Primary Health Center	Other	Health posts
483949	19	51	1(75beds)	2	9	15	23	1	228

Pay for Performance (P4P) indicators:

In a comparison of first quarter of 2019 with the first quarters of last five years' median, the achievements in 11 P4P indicators and 3 non-P4P (Measles, TB case detection and Mental Disorders) seems to be better than the performance of last five years. The below graph shows that overall performance is good in Sehatmandi project.

Status of performance indicators in 1st QRT 2019 compare to median of Q1 last five year- Paktika Province



Achievement of 11 Pay for Performance indicators versus the Target:

As per HMIS reports for this quarter for Paktika Province, three P4P indicators (Penta3, GMP and TB treatment) have not achieved the index level, one indicator (C-section) achieved the index level (Targets), in seven indicators (morbidity of under five, ANC's, PNC's, Institutional Delivery, TT+, CYP and Major Surgery) have been crossed the maximum level. And overall performance is good in Sehatmandi Project.

Morbidity of <5 Children	ANCs	PNCs	Institutional Delivery	PENTA3	TT2+	TB Treatment	CYP	GMP	C-Section	Major Surgery
96706	15865	13485	4539	5860	17060	124	2753	20339	140	596

Performance is less than Min level or <25P
 Performance is between Min & Index

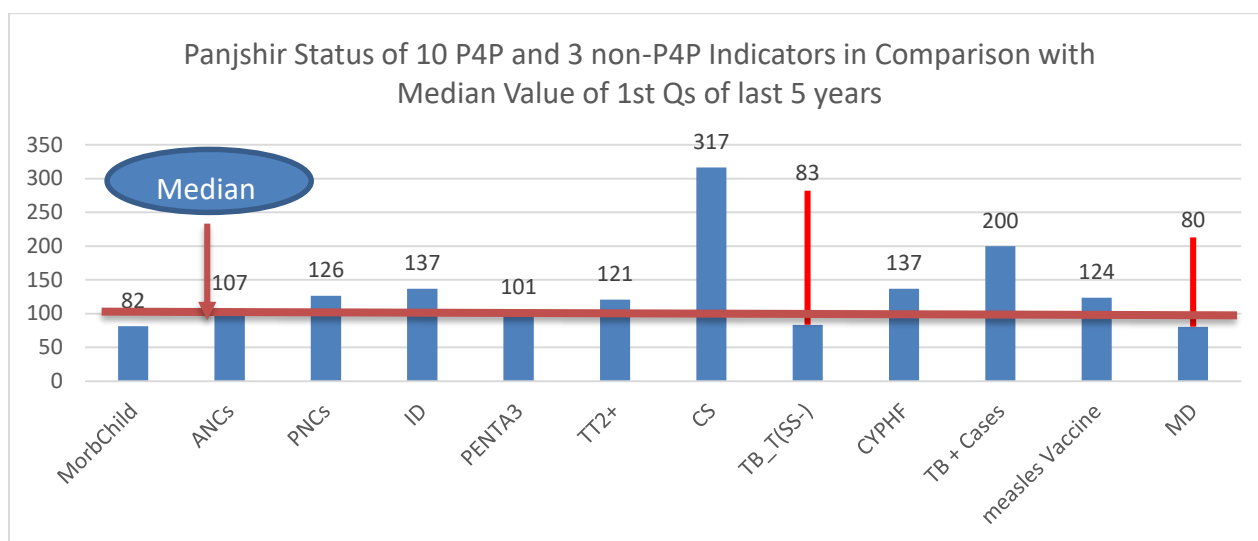
Performance is between Index & Cap
 Performance is more than Cap

Panjshir Sehatmandi Project Quarterly Performance Review Report

Province: Panjshir		Service Provider: Strengthening Mechanism (SM)				Performance Period: January-March 2019			
Population	Districts	Total Number of HFs	Provincial Hospital	District Hospital	Comprehensive Health Center	Basic Health Center	Primary Health Center	Other	Health posts
161791	7	21	1	1	2	8	9	1	129

Pay for Performance (P4P) indicators:

In a comparison of first quarter of 2019 with median of the first quarters of last five years, the achievements in 9 P4P indicators and 3 non-P4P (Measles, TB case detection and Mental Disorders) seems to be better except for the child morbidity, TB+ cases treated (SS-) and mental disorders that needs to be further investigated.



Achievement of 11 Pay for Performance indicators versus the Target

As per HMIS reports for this quarter, Panjshir Province growth monitoring indicator has not achieved the minimum level; child morbidity, ANC, institutional delivery, Penta3, TT2+, TB + cases treated; and CYP indicators have not achieved the project target/index level; C-section has achieved the index level and PNC indicator has crossed the maximum level for this quarter. Lower than minimum level of growth monitoring indicator is due to no recruitment of Nutrition Counselors in HFs and PPHO team (service provider) vacant positions that has caused no supervision and follow up of GMP. The lower than target performance in 7 earlier mentioned indicators is due to last harsh winter and again no supervision and follow up by service provider.

Morbidity of <5 Children	ANCs	PNCs	Institutional Delivery	PENTA3	TT2+	TB Treatment	CYP	GMP	C-Section
14097	2833	1101	414	1140	5034	5	647	2955	19

Performance is less than Min level or <25P
 Performance is between Min & Index

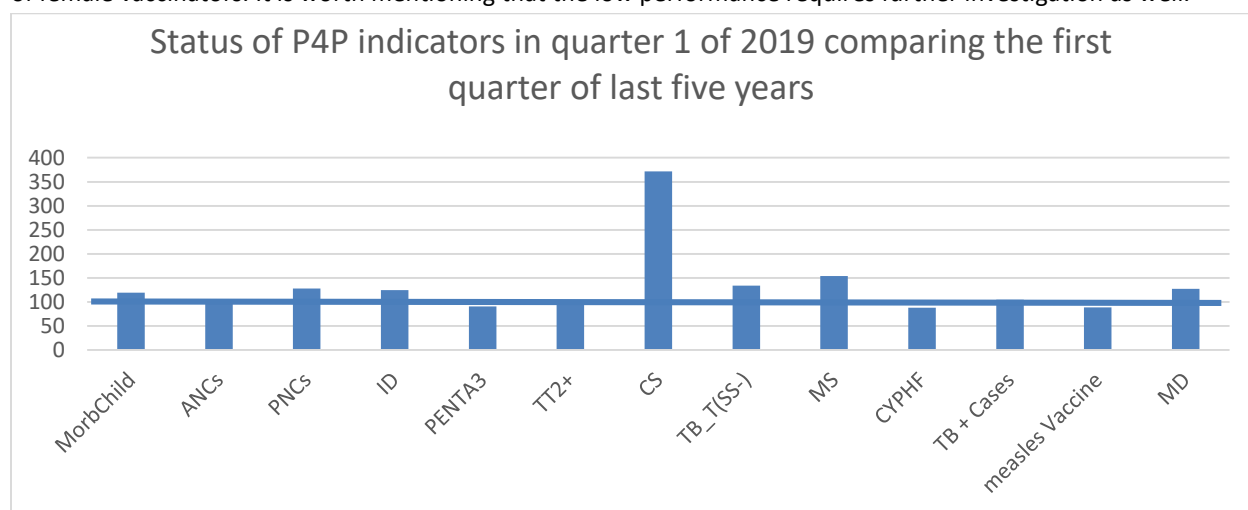
Performance is between Index & Cap
 Performance is more than Cap

Parwan Sehatmandi Project Quarterly Performance Review Report

Province: Parwan Service Provider: Strengthening Mechanism (SM) Performance Period: January-March 2019									
Population	Districts	Total Number of HFs	Provincial Hospital	District Hospital	Comprehensive Health Center	Basic Health Center	Primary Health Center	Prison health center/Other	Health posts
71,621	10	69	1	1	13	28	24	1	535

Pay for Performance (P4P) indicators:

In a comparison of first quarter of 2019 with median of the first quarters of last five years, the achievements in 11 P4P indicators and 3 non-P4P (Measles, TB case detection and Mental Disorders) indicators seems to be better except Couple Years of Protection, PENTA-3, TT2+ and Measles indicators. Low achievement in four indicators is due to harsh winter and insufficient supervision by service provider (PPHO) team. Reason for low achievement of PENTA-3, TT2+ and Measles indicators are insufficient outreach and mobile activities due to harsh winter, shortage/turnover of female vaccinators. It is worth mentioning that the low performance requires further investigation as well.



Achievement of 11 Pay for Performance indicators versus the Target

As per HMIS reports for this quarter, in Parwan Province, four indicators (morbidity of under five children, PNCs, C-Section and Major Surgery) crossed the maximum level (Cup). Five indicators (ANCs, Institutional Delivery, TT2+, TB treatment and Couple Years) have not met the project index (target). Two P4P indicator (PENTA-3 and Nutrition Growth Monitoring <2Y children) have not met the minimum level (25 percentile of last five years). Low performance in TT2+ indicator is due to insufficient outreach and mobile activities caused by harsh winter and low number of female vaccinators in health facilities. Reason for the GMP low performance is no responsible staff for nutrition counseling in HFs. Both indicators which have not met the minimum level (25 percentile of last five years) require further investigation. Low performance in couple years of protection indicator is due to insecurity in particular in two districts (Ghorband and Kohisafi).

Morbidity of <5 Children	ANCs	PNCs	Institutional Delivery	PENTA3	TT2+	TB Treatment	CYP	GMP	C-Section	Major Surgery
82456	15138	7502	4067	5154	12529	91	1996	1501	156	600

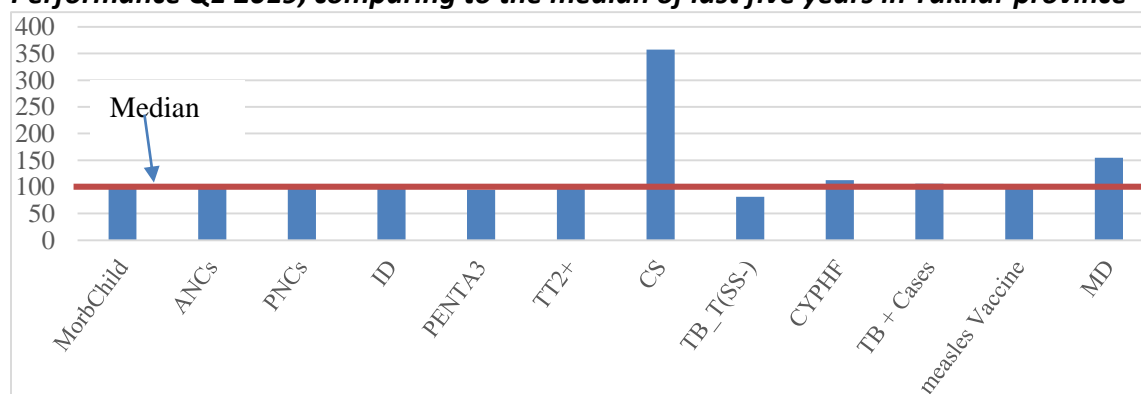
Sehatmandi Project Quarterly Performance Review Report

Province: Takhar		Service Provider: AHEAD		Performance Period: January-March 2019					
Population	Districts	Total Number of HFs	Provincial Hospital	District Hospital	Comprehensive Health Center	Basic Health Center	Primary Health Center	Other	Health posts
1,094,637	17	83	0	4	12	34	32	1	548

Pay for Performance (P4P) indicators:

In a comparison of first quarter of 2019 with the first quarters of last five years' median, the achievements in 10 P4P indicators and 3 non-P4P (Measles, TB case detection and Mental Disorders) seems acceptable except for the some MCH related indicators (Penta 3, TT2+ and Measles for child and ANC, institutional delivery and TB sputum smear + treated cases), due to disruption of outreach vaccination activities, unavailability of reproductive health officer, Technical manager of service providers' which requires further investigation.

Performance Q1 2019, comparing to the median of last five years in Takhar province



Achievement of 11 Pay for Performance indicators versus the Target

As per HMIS reports for this quarter, Takhar Province; five indicators (ANC, PNC, Institutional Delivery, Penta-3, TT2+, TB Treatment, Couple Years Protection and Growth Monitoring) have not achieved the project index level (target) and two indicator (Under five morbidity and C-Section) achieved the target for this quarter. As indicated above, Mother and Child Health (MCH), care related indicators with TB sputum smear + cases indicator have not met index level (target), due to disruption in the outreach and mobile vaccination services, and unavailability of some key positions of SP's in the project field level which require serious follow up and attention of the Service Provider as well as National EPI and RMNCHA team.

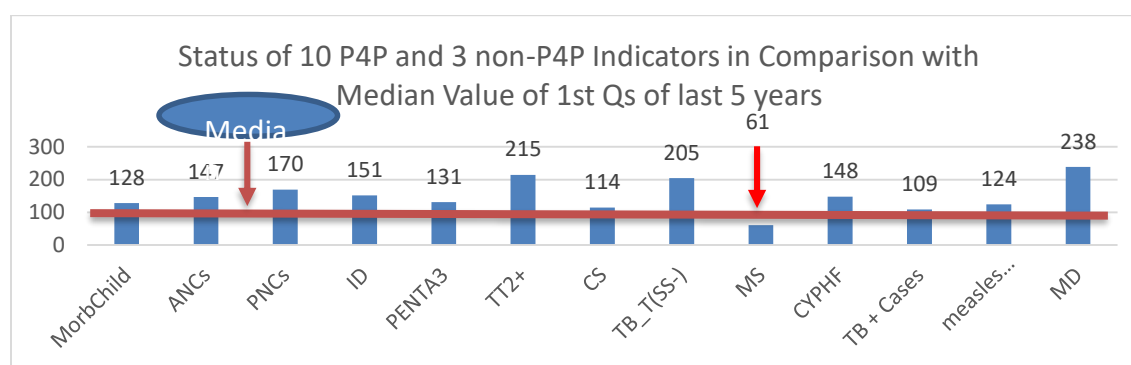
Morbidity of <5 Children	ANCs	PNCs	Institutional Delivery	PENTA3	TT2+	TB Treatment	CYP	GMP	C-Section
113876	31621	16282	6213	10963	34810	128	1568	41982	100

Urozgan Sehatmandi Project Quarterly Performance Review Report

Province: Urozgan		Service Provider: Social and Health (SHDP)			Performance Period: January-March 2019				
Population	Districts	Total Number of HFs	Provincial Hospital	District Hospital	Comprehensive Health Center	Basic Health Center	Primary Health Center	Other	Health posts
424897	7	56	1	1	9	9	33	3	469

Pay for Performance (P4P) indicators:

In a comparison of first quarter of 2019 with median of the first quarters of last five years, the achievements in 10 P4P indicators and 3 non-P4P (Measles, TB case detection and Mental Disorders) seems to be better except for the Major Surgeries due to unavailability of full-month surgeons; and weak referrals because of blocked roads and easy referrals to other provinces.



Achievement of 11 Pay for Performance indicators versus the Target

As per HMIS reports for this quarter, Urozgan Province major surgery indicator has not reached the set minimum level; Institutional Deliveries, Penta3, TB + cases treated; and Cesarean Section indicators have not achieved the project target/index level; ANC's, TT2+, CYP and GMP have achieved index level and two indicators (child morbidity and PNC) have crossed the maximum level for this quarter. Lower than minimum level of major surgery indicator is due to unavailability of full-month surgeons during first quarter, weak referrals because of blocked roads and easy referrals to other provinces; lower than index/target achievements in institutional delivery is due to 27 midwives vacant posts, no night duty in a few HFs and turnover of midwives; lower than target in penta3 is due to uncontrolled ban of vaccination activities, by force recruitment of vaccinators and insufficient number of female vaccinators; the lower than target performance in TB+ cases treated indicator requires further investigation; low performance than target in Cesarean section is due to no gynecologist, surgeons and easy access to other provinces.

Morbidity of <5 Children	ANC's	PNC's	Institutional Delivery	PENTA3	TT2+	TB Treatment	CYP	GMP	C-Section	Major Surgery
87188	8671	6663	2866	5312	20690	45	1553	18940	56	121

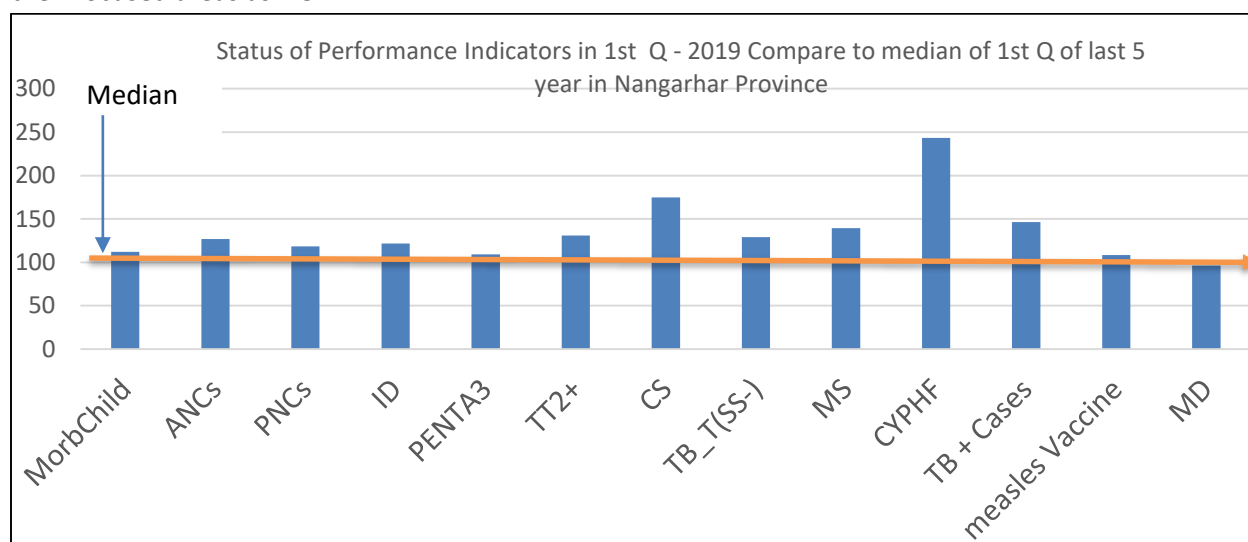
	Performance is less than Min level or <25P		Performance is between Index & Cap
	Performance is between Min & Index		Performance is more than Cap

Sehatmandi Project Quarterly Performance Review Report

Province: Nangarhar		Service Provider: (AADA)		Performance Period: January-March 2019					
Population	Districts	Total Number of HFs	Regional Hospital	District Hospital	Comprehensive Health Center	Basic Health Center	Primary Health Center	Other	Health posts
163,5872	22	131	1	4	22	70	32	1	1061

Pay for Performance (P4P) indicators:

In a comparison of first quarter of 2019 with the first quarters of last five years' median in Nangarhar, the achievements in all 10 P4P indicators and 3 non-P4P (Measles, TB case detection and Mental Disorders) seems to be better which indicates that despite P4P indicators the team considered non P4P indicators as their focused areas as well.



Achievement of 11 Pay for Performance indicators versus the Target

As per HMIS reports for this quarter, Nangarhar Province all P4P indicators have achieved the minimum level (25 percentile of last five years); three indicators (MS, Institutional Delivery and Penta3) have not achieved the project index level (target); three other indicators (Under five morbidity, TB treatment and GMP) achieved the target; and the five remain indicators (ANC, PNC, TT+, CYP and Major Cesium Section) crossed the maximum level for this quarter.

Province	Impementer	Morbidity of <5 Children	ANCs	PNCs	Institutional Delivery	PENTA3	TT2+	TB Treatment	CYP	GMP	C-Section	Major Surgery
Nangarhar	AADA/HNTPO	335474	67796	49547	17502	33414	112704	333	12520	104179	1012	3433

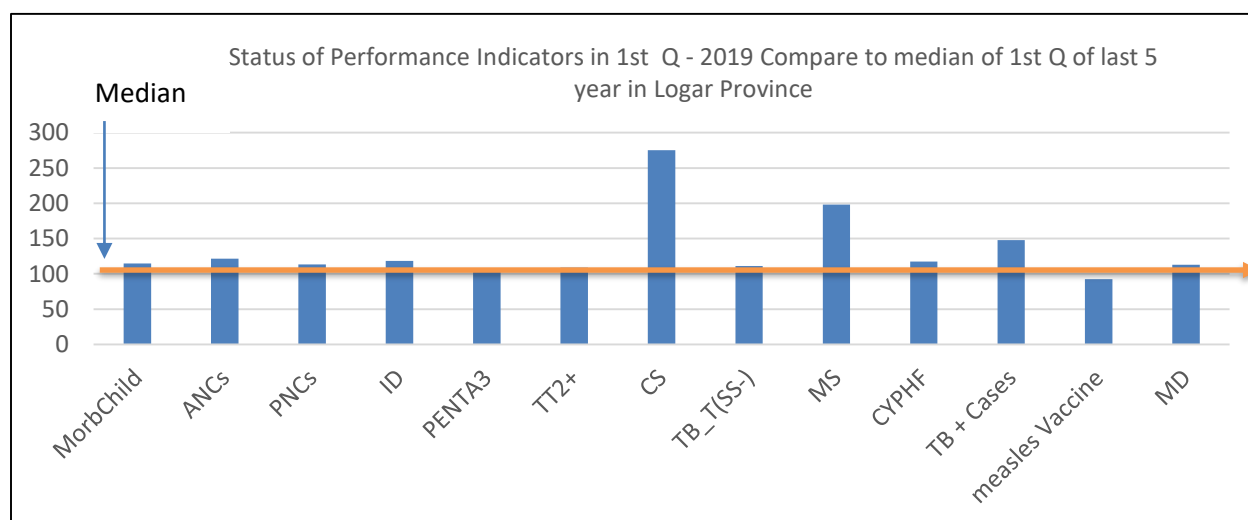
	Performance is less than Min level or <25P		Performance is between Index & Cap
	Performance is between Min & Index		Performance is more than Cap

Sehatmandi Project Quarterly Performance Review Report

Province: Logar		Service Provider: Care of Afghan Family (CAF)				Performance Period: January-March 2019			
Population	Districts	Total Number of HFs	Provincial Hospital	District Hospital	Comprehensive Health Center	Basic Health Center	Primary Health Center	Other	Health posts
430,917	7	48	1	2	10	20	14	1	213

Pay for Performance (P4P) indicators:

In a comparison of first quarter of 2019 with the first quarters of last five years' median, the achievements in all 10 P4P indicators and 3 non-P4P (Measles, TB case detection and Mental Disorders) seems to be better except measles vaccine which indicates that despite P4P indicators the team considered non P4P indicators as their focused areas as well.



Achievement of 11 Pay for Performance indicators versus the Target

As per HMIS reports for this quarter, Logar Province all P4P indicators have achieved the minimum level (25 percentile of last five years); six indicators (Institutional Delivery, Penta3, TT2+, CYP, MS and TB treatment) have not achieved the project index level (target); one indicator (Under five morbidity) achieved the target; and the four remain indicators (ANC, PNC, GMP and C-section) crossed the maximum level for this quarter.

Province	Impementer	Morbidity of <5 Children	ANCs	PNCs	Institutional Delivery	PENTA3	TT2+	TB Treatment	CYP	GMP	C-Section	Major Surgery
Logar	CAF	75636	17980	11304	5096	5736	18888	70	1868	33523	253	137

Performance is less than Min level or <25P
 Performance is between Min & Index

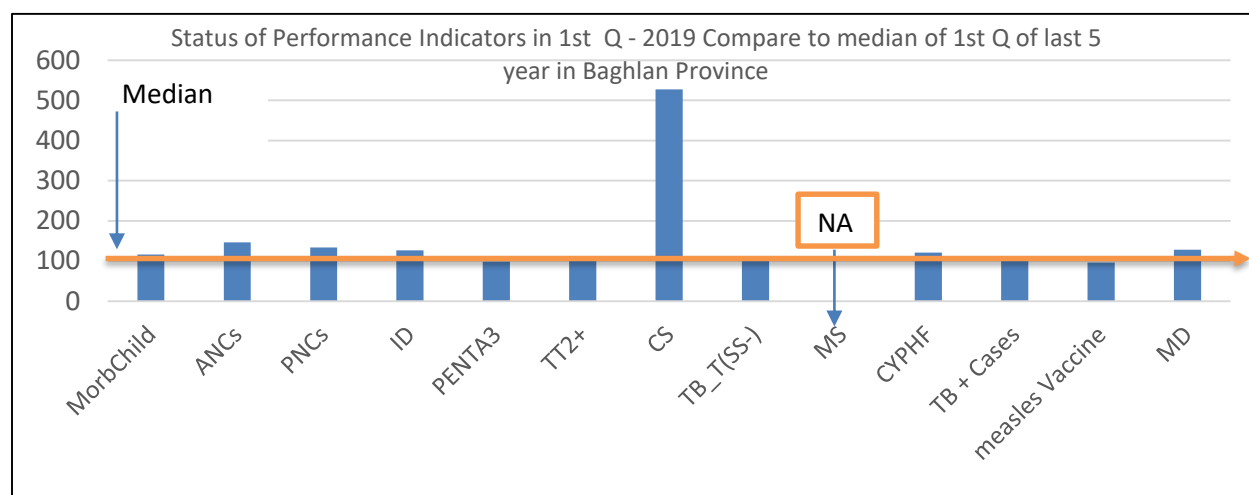
Performance is between Index & Cap
 Performance is more than Cap

Sehatmandi Project Quarterly Performance Review Report

Province: Baghlan Service Provider: Bakhtar Development Network(BDN) Performance Period: January-March 2019									
Population	Districts	Total Number of HFs	Provincial Hospital	District Hospital	Comprehensive Health Center	Basic Health Center	Primary Health Center	Other	Health posts
1024,353	15	80	0	2	17	20	40	1	730

Pay for Performance (P4P) indicators:

In a comparison of first quarter of 2019 with the first quarters of last five years' median, the achievements in all 10 P4P indicators and 3 non-P4P (Measles, TB case detection and Mental Disorders) seems to be better which indicates that despite P4P indicators the team considered non P4P indicators as their focused areas as well.



Achievement of 10 Pay for Performance indicators versus the Target

As per HMIS reports for this quarter, Baghlan Province all P4P indicators have achieved the minimum level (25 percentile of last five years); five indicators (Institutional Delivery, Penta3, TT2+, CYP and GMP) have not achieved the project index level (target); two indicators (ANCy and TB treatment) achieved the target; and three remain indicators (Under five morbidity, PNC and C-section) crossed the maximum level for this quarter.

Province	Impementer	Morbidity of <5 Children	ANCs	PNCs	Institutional Delivery	PENTA3	TT2+	TB Treatment	CYP	GMP	C-Section
Baghlan	BDN	103875	28804	13476	5959	9793	34578	148	3118	35633	195

Performance is less than Min level or <25P
 Performance is between Min & Index

Performance is between Index & Cap
 Performance is more than Cap